
**DIVISION OF
VEHICLES**

Kansas Vehicle Registration and Driver Licence Fees, Calendar Year 2003

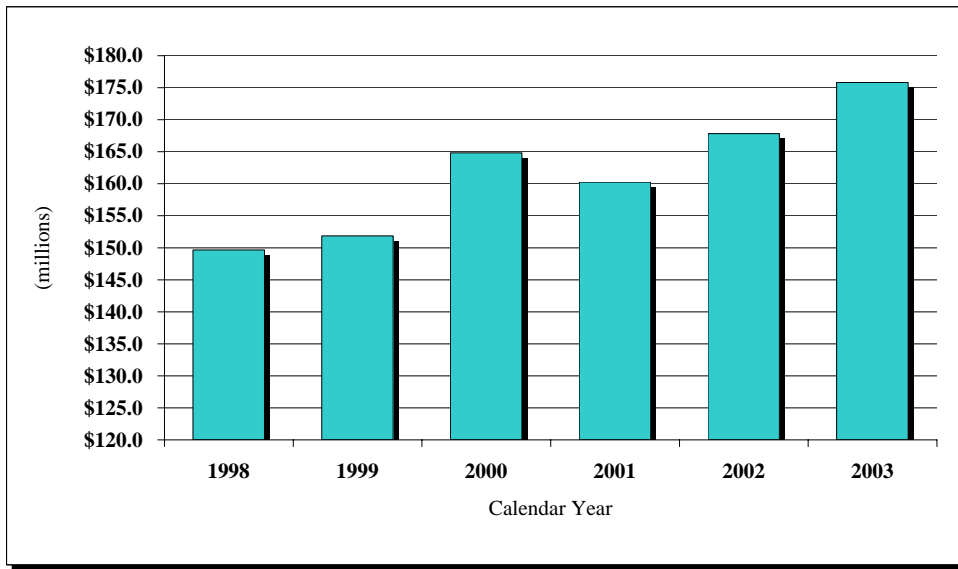
Vehicle Registration Fees **	Vehicle Registration Fees (cont.) **
Automobiles	Urban Buses: 8-30 passengers \$15.00
0 - 3000 lbs \$30.00	31 - 39 passengers \$30.00
3001 - 3999 lbs \$30.00	over 39 passengers \$60.00
4000 - 4500 lbs \$30.00	Transit Authorities \$2.00
over 4500 lbs \$40.00	Trailers: 8M \$15.00
County Registrations	12M \$25.00
Regular Truck - gross weight to:	Over 12M \$35.00
12M \$40.00	Drive-Away, first \$44.00
16M \$102.00	Drive-Away, others \$18.00
20M \$132.00	Antique, Regular \$40.00
24M \$197.00	Antique, Personalized \$40.00
26M \$312.00	Amateur Radio \$1.00 + standard fee
30M \$312.00	Special Interest \$26.00
36M \$375.00	National Guard standard fee
42M \$475.00	Pearl Harbor Survivor standard fee
48M \$605.00	Disabled standard fee
54M \$805.00	Purple Heart standard fee
60M \$1,010.00	Veteran standard fee
66M \$1,210.00	Educational Institution varies
74M \$1,535.00	Disabled Veteran, Ex-POW free
80M \$1,735.00	Medal of Honor free
85M \$1,935.00	Veterans standard fee
Local, 6000 Mile & Custom Harvest Trucks to:	Motorcycles \$16.00
16M \$62.00	Motor Bikes \$11.00
20M \$102.00	Dealer, full-privilege \$350.00
24M \$132.00	Dealer, regular, first \$275.00
26M \$177.00	Dealer, regular, others \$25.00
30M \$177.00	Personalized (one-time) \$40.00
36M \$215.00	<u>Interstate</u>
42M \$245.00	72 Hour \$26.00
48M \$315.00	30 Day varies by weight
54M \$415.00	Apportioned & Qtrr varies by weight
60M \$480.00	Job Hunter's Permit \$26.00
66M \$580.00	Modified Cab Card \$1.00
74M \$760.00	Replacement Cab Card \$3.00
80M \$890.00	<u>Driver License Fees</u>
85M \$1,010.00	Class A/B * \$28.00
Farm Truck - gross weight to:	Class C* \$22.00
16M \$37.00	Class M* \$16.50
20M \$42.00	CDL Class A, B or C* \$22.00
24M \$52.00	CDL Endorsements/each \$10.00
26M \$72.00	CDL Instruction Permit* \$9.00
54M \$75.00	Instructional Permit* \$6.00
60M \$190.00	Farm Permit* \$12.00
66M \$370.00	Exam \$3.00
85M \$610.00	Re-Exam \$1.50
County Qtrr Pay 1/4 of annual fee	DUI Exam \$25.00
County 72 Hour \$26.00	Duplicate* \$12.00
County 30 Day varies by weight	Identification Card* \$15.00
	Senior (age 65 and over)/ \$8.00
	Handicapped ID Card * \$1.00
	Penalty \$1.00
	Photo \$4.00

* Includes a \$4 fee for photograph. (In 1997 expiration extended to 6 years for drivers between ages of 21 and 65.)

** For all county-registered vehicles add \$3.00 county fee; and for new plates add a 50¢ reflector fee.

Total Vehicle Revenue Collections by Calendar Year

The Division of Vehicles is responsible for the collection of motor vehicle fees, including: titles, registration, motor carrier inspection (with the Kansas Highway Patrol), International Registration Plan, driver license, and dealer licensing. Registration is by calendar year.



<u>Calendar Year</u>	<u>Amount Collected</u>	<u>Percent Change</u>
1998	\$149,672,057	4.2%
1999	\$151,861,729	1.5%
2000	\$164,837,197	8.5%
2001	\$160,252,256	-2.8%
2002	\$167,818,587	4.7%
2003	\$175,821,903	4.8%

Vehicle Revenue Collections Calendar Year 2003

Vehicle Revenue Collections by Source by Calendar Year

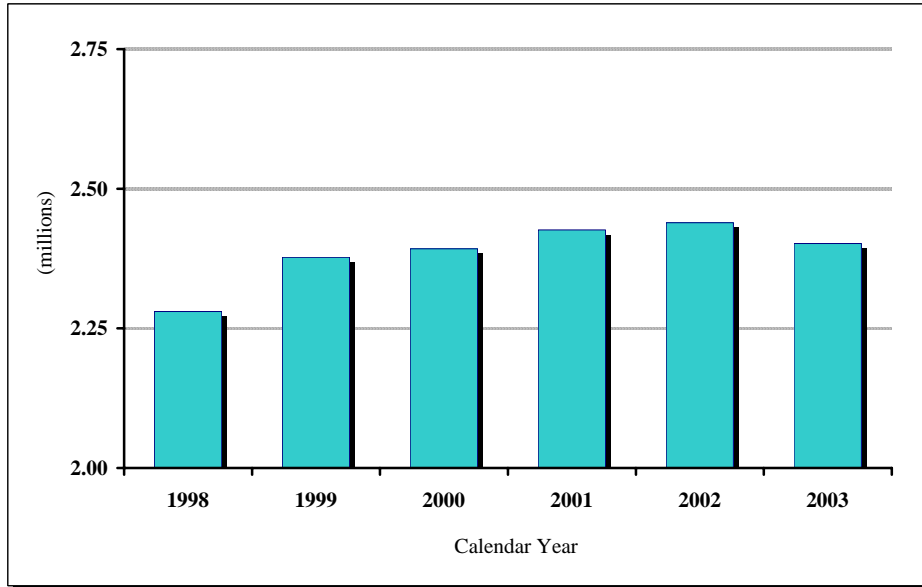
<u>Source</u>	<u>CY 2003 Collection</u>	<u>Percent Total</u>
Titles and Registration	\$129,510,477	73.7%
Interstate Apportioned	\$36,437,884	20.7%
Driver License	\$9,454,200	5.4%
Motor Carrier Inspection	<u>\$419,342</u>	<u>0.2%</u>
Total	\$175,821,903	100.0%

Vehicle Revenue Collections by Distribution by Calendar Year

<u>Funds</u>	<u>CY 2003 Collection</u>	<u>Percent Total</u>
State Highway	\$152,381,943	86.7%
County Funds	\$13,663,616	7.8%
Driver Safety	\$1,073,533	0.6%
Refunds	\$383,143	0.2%
Motorcycle Safety	\$33,778	0.02%
Other	<u>\$8,285,890</u>	<u>4.7%</u>
Total	\$175,821,903	100.0%

Motor Vehicle Registrations by Calendar Year

Registration is made at the county level and reported to the Division of Vehicles.



<u>Calendar Year</u>	<u>Number Vehicle Registrations</u>	<u>Percent Change</u>
1998	2,280,108	-0.5%
1999	2,377,252	4.3%
2000	2,392,577	0.6%
2001	2,426,213	1.4%
2002	2,439,041	0.5%
2003	2,401,843	-1.5%

Motor Vehicle Registrations by Type, Calendar Years 2002 and 2003

Vehicle Registration by Type and Percent Change

<u>Vehicle Type</u>	<u>Calendar Year 2002</u>	<u>Calendar Year 2003</u>	<u>Percent Change</u>
Automobiles	1,412,012	1,389,193	-1.6%
Trucks	694,016	675,270	-2.7%
Trailers	107,495	100,624	-6.4%
Motorcycles	48,735	51,130	4.9%
Motorized Bicycles	4,951	5,226	5.6%
RV ¹	13,972	13,641	-2.4%
Special Registration	<u>157,860</u>	<u>166,759</u>	5.6%
Total	2,439,041	2,401,843	-1.5%

Vehicle Registration by Type and Percent Total

<u>Vehicle Type</u>	<u>Percent Total 2002</u>	<u>Percent Total 2003</u>
Automobiles	57.89%	57.84%
Trucks	28.45%	28.11%
Trailers	4.41%	4.19%
Motorcycles	2.00%	2.13%
Motorized Bicycles	0.20%	0.22%
RV ¹	0.57%	0.57%
Special Registration	6.47%	6.94%
Total	100.0%	100.0%

Notes:

1) RV total is for motorized RVs only. A new tax system was established for recreational vehicles starting in 1995.

Motor Vehicle Registrations by County, Calendar Year 2003

County	Auto	Truck	Trailer	Motor Cycle	Motor Bike	RV*	Special **	Total
Allen	6,418	5,217	612	284	46	102	886	13,565
Anderson	3,824	3,594	497	109	32	48	674	8,778
Atchison	7,842	5,243	927	272	18	81	1,079	15,462
Barber	2,458	2,608	353	129	24	27	292	5,891
Barton	13,980	9,317	1,752	574	61	206	1,748	27,638
Bourbon	7,046	4,815	586	251	29	77	844	13,648
Brown	5,153	3,794	842	231	24	40	813	10,897
Butler	29,186	17,910	2,243	1,328	165	495	4,296	55,623
Chase	1,434	1,518	235	58	6	21	205	3,477
Chautauqua	1,698	2,254	199	64	3	41	193	4,452
Cherokee	9,377	7,538	995	414	25	118	1,628	20,095
Cheyenne	1,615	1,782	399	69	3	25	193	4,086
Clark	1,105	1,142	154	54	6	27	180	2,668
Clay	4,334	3,323	524	163	27	87	635	9,093
Cloud	4,612	3,788	664	243	29	68	663	10,067
Coffey	4,628	4,129	670	235	31	75	674	10,442
Comanche	890	1,044	145	50	2	9	105	2,245
Cowley	16,475	10,967	1,112	733	86	265	2,206	31,844
Crawford	17,011	10,298	1,118	757	76	148	2,434	31,842
Decatur	1,834	2,065	513	74	12	35	204	4,737
Dickinson	9,638	7,019	1,043	486	36	132	1,528	19,882
Doniphan	3,640	3,218	721	140	5	41	587	8,352
Douglas	47,952	15,341	2,184	1,403	154	326	4,644	72,004
Edwards	1,721	1,838	310	80	6	31	176	4,162
Elk	1,420	1,777	168	39	7	23	222	3,656
Ellis	13,759	8,068	1,286	613	75	163	1,646	25,610
Ellsworth	3,040	2,637	565	171	40	36	448	6,937
Finney	16,383	9,316	1,608	574	52	198	1,913	30,044
Ford	13,722	8,073	1,006	433	42	160	1,503	24,939
Franklin	12,719	8,352	1,274	592	87	195	1,601	24,820
Geary	14,416	4,939	614	496	34	119	2,323	22,941
Gove	1,671	2,007	421	67	20	43	260	4,489
Graham	1,554	1,564	323	82	17	41	198	3,779
Grant	3,535	3,333	820	206	21	49	321	8,285
Gray	2,552	3,147	560	148	5	37	291	6,740
Greeley	735	1,048	228	29	2	22	86	2,150
Greenwood	3,473	3,739	574	94	25	49	536	8,490
Hamilton	1,160	1,407	305	66	5	19	189	3,151
Harper	3,106	2,911	448	159	28	43	425	7,120
Harvey	17,751	8,794	1,220	809	135	218	1,997	30,924
Haskell	2,096	2,306	495	102	15	26	204	5,244
Hodgeman	1,040	1,527	211	27	5	20	130	2,960
Jackson	6,695	5,287	994	269	30	80	986	14,341
Jefferson	9,978	7,303	1,428	535	32	144	1,275	20,695
Jewell	1,978	2,238	613	96	9	45	314	5,293
Johnson	302,406	58,926	7,221	8,255	418	1,108	23,280	401,614
Kearny	1,854	2,021	458	72	8	36	294	4,743
Kingman	4,258	4,044	658	177	12	57	659	9,865
Kiowa	1,537	1,679	291	71	4	28	170	3,780
Labette	10,231	7,328	569	423	46	130	1,542	20,269
Lane	1,064	1,434	272	48	21	34	114	2,987
Leavenworth	31,876	15,354	2,539	1,510	53	370	5,791	57,493
Lincoln	1,722	1,853	370	64	10	21	272	4,312
Linn	4,942	4,448	796	227	21	87	738	11,259
Logan	1,571	1,684	384	94	15	32	149	3,929
Lyon	15,863	9,568	1,024	550	64	153	1,515	28,737

Motor Vehicle Registrations by County, Calendar Year 2003

County	Auto	Truck	Trailer	Motor Cycle	Motor Bike	RV*	Special **	Total
Marion	6,537	5,099	674	286	87	72	900	13,655
Marshall	5,704	4,540	823	228	42	64	853	12,254
McPherson	15,064	9,763	1,776	901	118	167	2,280	30,069
Meade	2,146	2,183	364	83	6	52	246	5,080
Miami	15,292	10,475	2,272	752	49	220	2,106	31,166
Mitchell	3,542	3,536	747	178	24	55	441	8,523
Montgomery	16,068	10,483	818	691	89	172	2,055	30,376
Morris	2,944	2,808	455	114	23	42	482	6,868
Morton	1,574	1,733	229	55	4	26	173	3,794
Nemaha	5,463	4,397	1,011	234	25	33	606	11,769
Neosho	7,773	6,396	824	404	48	94	1,027	16,566
Ness	1,841	2,504	484	99	10	36	245	5,219
Norton	2,775	2,635	653	128	10	49	378	6,628
Osage	8,688	6,417	985	382	73	175	1,423	18,143
Osborne	2,177	2,393	503	116	8	27	247	5,471
Ottawa	3,163	2,988	547	143	31	44	426	7,342
Pawnee	3,244	2,467	497	178	11	33	445	6,875
Phillips	3,116	2,974	821	194	37	53	392	7,587
Pottawatomie	10,142	7,216	1,330	442	37	140	1,314	20,621
Pratt	4,829	3,792	661	204	17	77	501	10,081
Rawlins	1,603	1,872	344	83	10	29	159	4,100
Reno	31,634	17,039	2,152	1,635	149	439	3,817	56,865
Republic	2,942	2,831	531	140	29	43	369	6,885
Rice	4,890	3,773	663	222	33	107	735	10,423
Riley	21,583	8,075	1,181	795	108	179	2,787	34,708
Rooks	2,789	2,771	574	142	21	76	477	6,850
Rush	1,915	1,944	311	65	16	23	259	4,533
Russell	3,756	3,124	568	168	31	54	558	8,259
Saline	27,964	13,830	2,112	1,229	169	342	3,960	49,606
Scott	2,508	2,480	506	151	11	40	332	6,028
Sedgwick	234,563	89,377	10,446	7,717	948	2,275	29,411	374,737
Seward	9,692	5,073	704	266	48	101	984	16,868
Shawnee	90,105	32,225	4,454	3,083	291	869	12,787	143,814
Sheridan	1,564	1,866	482	70	43	23	200	4,248
Sherman	3,188	2,780	571	193	22	55	297	7,106
Smith	2,318	2,475	680	78	29	39	340	5,959
Stafford	2,328	2,575	547	96	8	40	234	5,828
Stanton	1,133	1,315	222	69	2	30	116	2,887
Stevens	2,497	2,395	570	160	8	43	322	5,995
Sumner	12,150	9,054	1,026	547	70	188	1,793	24,828
Thomas	3,850	3,659	895	215	17	68	463	9,167
Trego	1,852	1,863	397	98	20	36	315	4,581
Wabaunsee	3,630	3,132	479	157	1	45	499	7,943
Wallace	898	1,367	329	43	2	13	76	2,728
Washington	3,143	3,225	733	133	7	32	652	7,925
Wichita	1,167	1,709	350	49	0	13	129	3,417
Wilson	4,709	4,376	492	225	27	63	777	10,669
Woodson	1,777	1,964	302	66	15	24	291	4,439
Wyandotte	70,985	24,428	2,988	2,124	78	410	8,801	109,814

Total	1,389,193	675,270	100,624	51,130	5,226	13,641	166,759	2,401,843
-------	-----------	---------	---------	--------	-------	--------	---------	-----------

Kansas Based Active I.R.P. Registrations in 2003 2,882

Kansas Based Plates Issued Under IRP Proration in 2003 21,236

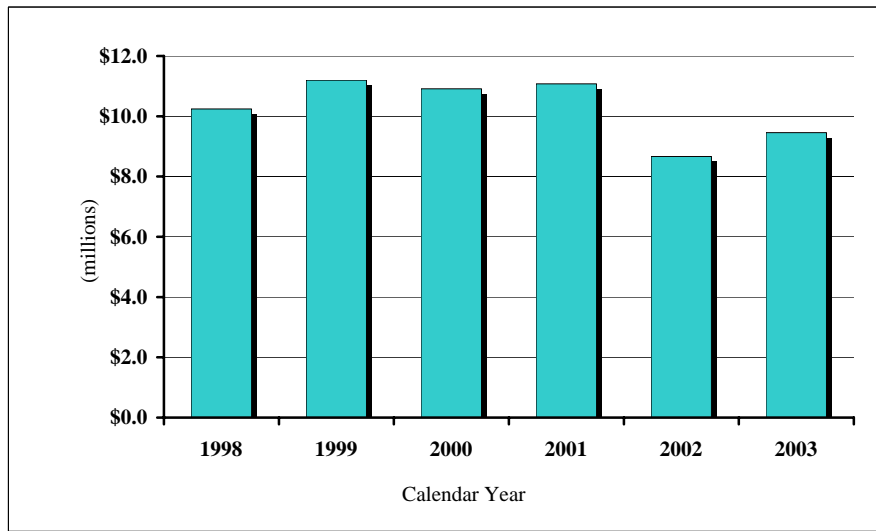
*A new tax system was established for recreational vehicles starting in 1995. RV data is for motorized RVs only.

** Special includes Personalized, National Guard, Amateur Radio, Disabled, Antique, Special Interest (street rod, etc.), Veteran, Pearl Harbor survivor, ex-POW, etc.

The figures reflect registrations sold in counties and reported to the Division; and should not be considered to be an exact number of vehicles on the road.

Driver License Fee Collections by Calendar Year

Driver licenses are issued by the Division of Vehicles for the operation of motor vehicles. The Division also issues Identification Cards. During the 1997 Legislative Session, House Bill 2073 was enacted. The bill extended the license renewal cycle from four to six years for licensed drivers between the ages of 21 and 65. All fees were increased to the six-year rate at the previous cost per year. This legislation is partially responsible for the Calendar Year 1997, 1998, and 1999 increases.



<u>Calendar Year</u>	<u>Amount Collected</u>	<u>Percent Change</u>
1998	\$10,241,081	10.9%
1999	\$11,199,279	9.4%
2000	\$10,911,617	-2.6%
2001	\$11,073,725	1.5%
2002	\$8,667,918	-21.7%
2003	\$9,454,201	9.1%

Driver Licenses by Age and License Class, Calendar Year 2003

Kansas Drivers by Age Category

<u>Age Category</u>	<u>Calendar Year 2003</u>	<u>Percent of Total By Age</u>
14 and 15 (restricted license)	33,361	1.7%
16 - 24	329,379	16.3%
25 - 49	923,566	45.7%
50 - 64	426,544	21.1%
65 and over	<u>307,762</u>	15.2%
Total by Age	2,020,612	100.0%

Kansas Drivers by License Class

<u>License Class*</u>	<u>Calendar Year 2003</u>	<u>Percent of Total By Class</u>
Class CDL	126,903	6.3%
Class A & B	28,415	1.4%
Class C	1,704,409	84.4%
Class M	<u>160,885</u>	8.0%
Total	2,020,612	100.0%

* Classes:

CDL: Commercial Driver License only, and in combinations A, B, C

Class A: combination vehicle

Class B: truck > 24,000 lbs or bus

Class C: regular automobile

Class M: motorcycle only, and in combinations AM, BM, CM