

## Kansas Vehicle Registration and Driver Licence Fees, Calendar Year 2005

<b>Vehicle Registration Fees **</b>	
Automobiles	
0 - 3000 lbs	\$30.00
3001 - 3999 lbs	\$30.00
4000 - 4500 lbs	\$30.00
over 4500 lbs	\$40.00
County Registrations	
Regular Truck - gross weight to:	
12M	\$40.00
16M	\$102.00
20M	\$132.00
24M	\$197.00
26M	\$312.00
30M	\$312.00
36M	\$375.00
42M	\$475.00
48M	\$605.00
54M	\$805.00
60M	\$1,010.00
66M	\$1,210.00
74M	\$1,535.00
80M	\$1,735.00
85M	\$1,935.00
Local, 6000 Mile & Custom Harvest Trucks to:	
16M	\$62.00
20M	\$102.00
24M	\$132.00
26M	\$177.00
30M	\$177.00
36M	\$215.00
42M	\$245.00
48M	\$315.00
54M	\$415.00
60M	\$480.00
66M	\$580.00
74M	\$760.00
80M	\$890.00
85M	\$1,010.00
Farm Truck - gross weight to:	
16M	\$37.00
20M	\$42.00
24M	\$52.00
26M	\$72.00
54M	\$75.00
60M	\$190.00
66M	\$370.00
85M	\$610.00
County Qtr Pay	1/4 of annual fee
County 72 Hour	\$26.00
County 30 Day	varies by weight

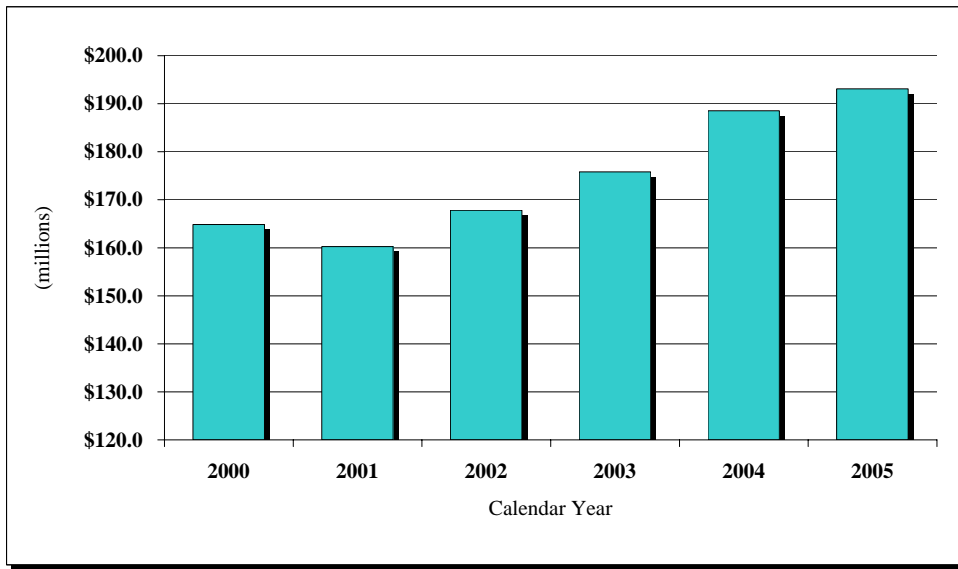
<b>Vehicle Registration Fees (cont.) **</b>	
Urban Buses: 8-30 passengers	\$15.00
31 - 39 passengers	\$30.00
over 39 passengers	\$60.00
Transit Authorities	\$2.00
Trailers:	
8M	\$15.00
12M	\$25.00
Over 12M	\$35.00
Drive-Away, first	\$44.00
Drive-Away, others	\$18.00
Antique, Regular	\$40.00
Antique, Personalized	\$40.00
Amateur Radio	\$1.00 + standard fee
Special Interest	\$26.00
National Guard	standard fee
Pearl Harbor Survivor	standard fee
Disabled	standard fee
Purple Heart	standard fee
Veteran	standard fee
Educational Institution	varies
Disabled Veteran, Ex-POW	free
Medal of Honor	free
Veterans	standard fee
Motorcycles	\$16.00
Motor Bikes	\$11.00
Dealer, full-privilege	\$350.00
Dealer, regular, first	\$275.00
Dealer, regular, others	\$25.00
Personalized (one-time)	\$40.00
<b><u>Interstate</u></b>	
72 Hour	\$26.00
30 Day	varies by weight
Apportioned & Qtr	varies by weight
Job Hunter's Permit	\$26.00
Modified Cab Card	\$1.00
Replacement Cab Card	\$3.00
<b><u>Driver License Fees</u></b>	
Class A/B *	\$28.00
Class C*	\$22.00
Class M*	\$16.50
CDL Class A, B or C*	\$22.00
CDL Endorsements/each	\$10.00
Hazardous Material Endorsement Fee	\$95.00
CDL Instruction Permit*	\$9.00
Instructional Permit*	\$6.00
Farm Permit*	\$12.00
Exam	\$3.00
Re-Exam	\$1.50
DUI Exam	\$25.00
Duplicate*	\$12.00
Identification Card*	\$15.00
Senior (age 65 and over)/ Handicapped ID Card *	\$8.00
Penalty	\$1.00
Photo	\$4.00

\* Includes a \$4 fee for photograph. (In 1997 expiration extended to 6 years for drivers between ages of 21 and 65.)

\*\* For all county-registered vehicles add \$3.00 county fee; and for new plates add a 50¢ reflector fee.

## Total Vehicle Revenue Collections by Calendar Year

The Division of Vehicles is responsible for the collection of motor vehicle fees, including: titles, registration, motor carrier inspection (with the Kansas Highway Patrol), International Registration Plan, driver license, and dealer licensing. Registration is by calendar year.



<u>Calendar Year</u>	<u>Amount Collected</u>	<u>Percent Change</u>
2000	\$164,837,197	8.5%
2001	\$160,252,256	-2.8%
2002	\$167,818,587	4.7%
2003	\$175,821,903	4.8%
2004	\$188,535,174	7.2%
2005	\$193,089,020	2.4%

## Vehicle Revenue Collections Calendar Year 2005

### Vehicle Revenue Collections by Source by Calendar Year

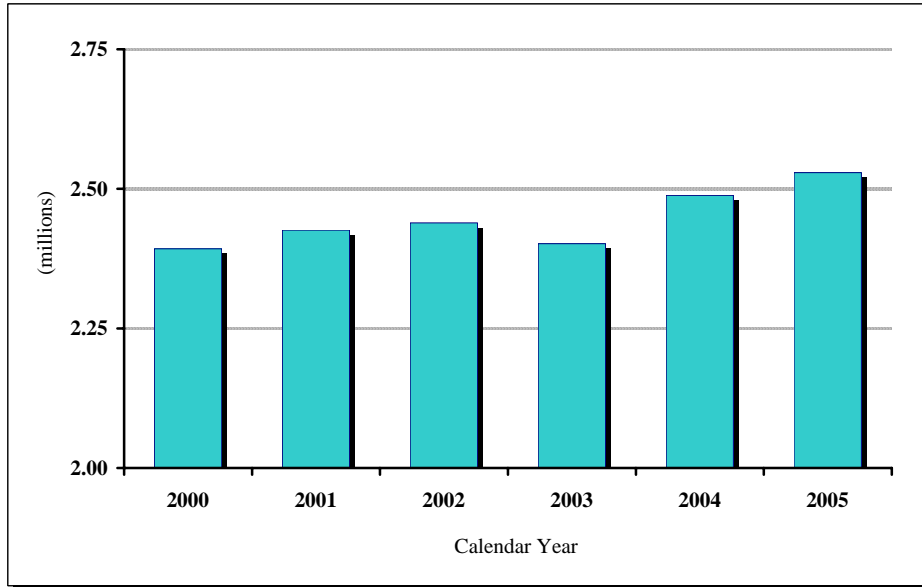
<u>Source</u>	<u>CY 2005 Collection</u>	<u>Percent Total</u>
Titles and Registration	\$135,537,213	70.2%
Interstate Apportioned	\$39,345,860	20.4%
Driver License	\$17,452,243	9.0%
Motor Carrier Inspection	<u>\$753,704</u>	<u>0.4%</u>
Total	\$193,089,020	100.0%

### Vehicle Revenue Collections by Distribution by Calendar Year

<u>Funds</u>	<u>CY 2005 Collection</u>	<u>Percent Total</u>
State Highway	\$163,978,783	84.9%
County Funds	\$13,935,973	7.2%
Driver Safety	\$3,041,988	1.6%
Refunds	\$471,851	0.2%
Motorcycle Safety	\$122,742	0.06%
Other	<u>\$11,537,683</u>	<u>6.0%</u>
Total	\$193,089,020	100.0%

## Motor Vehicle Registrations by Calendar Year

Registration is made at the county level and reported to the Division of Vehicles.



<u>Calendar Year</u>	<u>Number Vehicle Registrations</u>	<u>Percent Change</u>
2000	2,392,577	0.6%
2001	2,426,213	1.4%
2002	2,439,041	0.5%
2003	2,401,843	-1.5%
2004	2,488,284	3.6%
2005	2,529,069	1.6%

## Motor Vehicle Registrations by Type, Calendar Years 2004 and 2005

### Vehicle Registration by Type and Percent Change

<u>Vehicle Type</u>	Calendar Year <u>2004</u>	Calendar Year <u>2005</u>	Percent Change
Automobiles	1,420,210	1,442,888	1.6%
Trucks	701,601	709,155	1.1%
Trailers	119,592	125,563	5.0%
Motorcycles	56,019	60,834	8.6%
Motorized Bicycles	5,659	5,976	5.6%
RV <sup>1</sup>	13,561	13,306	-1.9%
Special Registration	<u>171,642</u>	<u>171,347</u>	-0.2%
Total	2,488,284	2,529,069	1.6%

### Vehicle Registration by Type and Percent Total

<u>Vehicle Type</u>	Percent Total <u>2004</u>	Percent Total <u>2005</u>
Automobiles	57.08%	57.05%
Trucks	28.20%	28.04%
Trailers	4.81%	4.96%
Motorcycles	2.25%	2.41%
Motorized Bicycles	0.23%	0.24%
RV <sup>1</sup>	0.54%	0.53%
Special Registration	6.90%	6.78%
Total	100.00%	100.00%

*Notes:*

*1) RV total is for motorized RVs only. A new tax system was established for recreational vehicles starting in 1995.*

**Motor Vehicle Registrations by County, Calendar Year 2005**

<u>County</u>	<u>Auto</u>	<u>Truck</u>	<u>Trailer</u>	<u>Motor Cycle</u>	<u>Motor Bike</u>	<u>RV*</u>	<u>Special **</u>	<u>Total</u>
Allen	6,510	5,347	812	349	48	100	991	14,157
Anderson	3,964	3,799	639	155	41	54	682	9,334
Atchison	7,969	5,551	1,164	294	16	70	1,197	16,261
Barber	2,436	2,864	428	156	23	33	330	6,270
Barton	14,290	9,723	2,128	683	65	192	1,844	28,925
Bourbon	7,016	4,944	727	329	27	65	867	13,975
Brown	5,278	4,054	1,063	287	26	41	861	11,610
Butler	30,533	18,520	2,989	1,672	184	458	4,611	58,967
Chase	1,459	1,659	298	81	4	17	230	3,748
Chautauqua	1,689	2,405	309	80	1	37	248	4,769
Cherokee	9,179	8,007	1,199	535	26	112	1,761	20,819
Cheyenne	1,617	1,752	456	81	2	20	223	4,151
Clark	1,130	1,141	189	64	5	26	163	2,718
Clay	4,420	3,559	780	198	28	75	743	9,803
Cloud	4,709	4,050	843	277	47	67	712	10,705
Coffey	4,732	4,285	829	290	28	74	740	10,978
Comanche	882	1,147	187	57	2	8	113	2,396
Cowley	16,627	11,216	1,554	901	85	263	2,434	33,080
Crawford	17,079	10,729	1,394	903	85	126	2,468	32,784
Decatur	1,859	2,140	601	88	9	32	207	4,936
Dickinson	9,971	7,395	1,374	576	44	124	1,626	21,110
Doniphan	3,818	3,441	881	201	6	39	561	8,947
Douglas	50,539	15,796	2,872	1,624	245	310	4,901	76,287
Edwards	1,673	1,918	394	70	6	23	190	4,274
Elk	1,426	1,924	263	34	5	20	251	3,923
Ellis	13,849	8,613	1,741	771	131	153	1,820	27,078
Ellsworth	3,048	2,827	718	182	36	37	527	7,375
Finney	16,681	9,570	1,853	745	76	179	1,865	30,969
Ford	14,008	8,478	1,315	531	45	150	1,435	25,962
Franklin	13,104	8,717	1,594	700	88	192	1,743	26,138
Geary	15,091	5,375	835	600	36	137	2,344	24,418
Gove	1,676	2,063	555	76	28	42	273	4,713
Graham	1,607	1,641	396	97	38	47	219	4,045
Grant	3,623	3,406	954	229	21	40	351	8,624
Gray	2,698	3,250	714	158	4	38	276	7,138
Greeley	720	1,055	251	33	3	16	98	2,176
Greenwood	3,424	3,837	684	105	33	38	564	8,685
Hamilton	1,163	1,393	335	76	7	22	197	3,193
Harper	3,100	2,995	553	163	28	46	477	7,362
Harvey	18,305	9,187	1,529	947	131	203	2,039	32,341
Haskell	2,161	2,417	567	111	14	23	198	5,491
Hodgeman	1,043	1,610	266	47	2	18	137	3,123
Jackson	6,742	5,587	1,295	311	31	95	1,085	15,146
Jefferson	10,343	7,585	1,766	604	32	158	1,330	21,818
Jewell	1,913	2,387	809	107	16	36	332	5,600
Johnson	324,768	64,880	9,574	9,724	510	1,091	23,545	434,092
Kearny	1,973	2,051	530	76	11	33	257	4,931
Kingman	4,296	4,349	949	202	18	64	675	10,553
Kiowa	1,506	1,758	389	82	6	27	169	3,937
Labette	10,235	7,601	758	502	47	124	1,644	20,911
Lane	1,065	1,330	291	65	18	31	128	2,928
Leavenworth	33,211	16,614	3,127	1,921	60	365	5,994	61,292
Lincoln	1,741	1,979	497	58	7	23	290	4,595
Linn	5,193	4,755	958	288	26	95	763	12,078
Logan	1,573	1,670	411	122	14	25	173	3,988
Lyon	16,010	9,920	1,316	637	86	162	1,697	29,828
Marion	6,601	5,346	934	337	97	63	924	14,302
Marshall	5,811	5,032	1,091	258	32	68	958	13,250
McPherson	15,495	10,266	2,277	1,020	141	187	2,339	31,725

## Motor Vehicle Registrations by County, Calendar Year 2005

<u>County</u>	<u>Auto</u>	<u>Truck</u>	<u>Trailer</u>	<u>Motor Cycle</u>	<u>Motor Bike</u>	<u>RV*</u>	<u>Special **</u>	<u>Total</u>
Meade	2,238	2,253	424	86	11	48	239	5,299
Miami	16,720	11,151	2,808	1,015	55	212	2,286	34,247
Mitchell	3,624	3,779	947	214	37	61	453	9,115
Montgomery	16,193	10,826	1,010	793	83	182	2,203	31,290
Morris	3,017	2,986	582	128	23	37	525	7,298
Morton	1,612	1,703	272	71	8	20	153	3,839
Nemaha	5,702	4,728	1,313	299	31	28	637	12,738
Neosho	7,858	6,650	1,077	470	45	115	1,042	17,257
Ness	1,814	2,642	648	124	12	36	263	5,539
Norton	2,874	2,778	835	144	16	43	386	7,076
Osage	8,889	6,569	1,209	436	62	159	1,504	18,828
Osborne	2,209	2,554	635	146	9	28	278	5,859
Ottawa	3,227	3,136	675	164	28	43	431	7,704
Pawnee	3,258	2,601	602	186	9	40	449	7,145
Phillips	3,200	3,203	980	232	36	49	400	8,100
Pottawatomie	10,682	7,649	1,689	535	36	145	1,470	22,206
Pratt	4,834	4,024	837	237	27	67	553	10,579
Rawlins	1,622	1,915	436	97	14	25	157	4,266
Reno	32,075	17,782	2,746	1,825	175	450	4,056	59,109
Republic	2,884	3,002	682	148	29	49	415	7,209
Rice	4,892	3,900	826	263	31	90	798	10,800
Riley	22,415	8,638	1,453	943	150	174	3,013	36,786
Rooks	2,834	2,920	716	172	18	65	481	7,206
Rush	1,919	2,031	405	97	19	17	268	4,756
Russell	3,743	3,379	701	194	36	60	536	8,649
Saline	28,795	14,230	2,612	1,443	214	351	4,151	51,796
Scott	2,580	2,610	611	162	9	28	349	6,349
Sedgwick	244,170	93,954	12,135	9,299	1,062	2,221	29,529	392,370
Seward	9,963	5,414	826	313	52	96	861	17,525
Shawnee	93,181	32,894	5,479	3,619	290	855	12,476	148,794
Sheridan	1,586	2,000	594	88	39	33	195	4,535
Sherman	3,222	2,891	785	226	49	60	332	7,565
Smith	2,305	2,605	756	80	31	43	294	6,114
Stafford	2,392	2,726	694	111	10	38	265	6,236
Stanton	1,178	1,290	287	80	1	26	121	2,983
Stevens	2,676	2,758	760	196	12	37	314	6,753
Sumner	12,367	9,383	1,338	614	80	190	1,770	25,742
Thomas	3,959	3,826	1,046	265	20	74	476	9,666
Trego	1,827	2,022	531	128	28	34	319	4,889
Wabaunsee	3,707	3,244	632	180	3	35	532	8,333
Wallace	920	1,344	340	52	2	13	87	2,758
Washington	3,185	3,363	891	156	6	33	688	8,322
Wichita	1,211	1,713	395	61	0	12	130	3,522
Wilson	4,832	4,540	700	283	29	62	822	11,268
Woodson	1,796	2,061	368	77	15	23	273	4,613
Wyandotte	72,119	24,578	3,070	2,512	93	385	8,547	111,304

Total 1,442,888 709,155 125,563 60,834 5,976 13,306 171,347 2,529,069

Kansas Based Active I.R.P. Registrations in 2005 3,069

Kansas Based Plates Issued Under IRP Proration in 2005 22,713

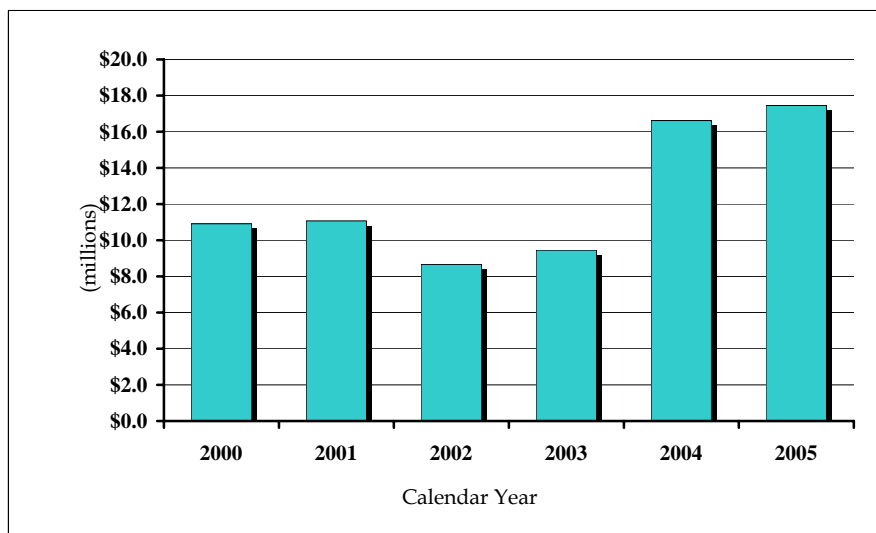
\*A new tax system was established for recreational vehicles starting in 1995. RV data is for motorized RVs only.

\*\* Special includes Personalized, National Guard, Amateur Radio, Disabled, Antique, Special Interest (street rod, etc.), Veteran, Pearl Harbor survivor, ex-POW, etc.

The figures reflect registrations sold in counties and reported to the Division; and should not be considered to be an exact number of vehicles on the road.

## Driver License Fee Collections by Calendar Year

Driver licenses are issued by the Division of Vehicles for the operation of motor vehicles. The Division also issues Identification Cards. During the 1997 Legislative Session, House Bill 2073 was enacted. The bill extended the license renewal cycle from four to six years for licensed drivers between the ages of 21 and 65. All fees increased to the six-year rate at the previous cost per year. This legislation is partially responsible for the Calendar year 1997, 1998, and 1999 increases. During the 2003 Legislative Session, House Bill 2192 was enacted, which increased fees across the board for drivers' licenses and identification cards resulting in a significant collections increase in Calendar Year 2004.



<u>Calendar Year</u>	<u>Amount Collected</u>	<u>Percent Change</u>
2000	\$10,911,617	-2.6%
2001	\$11,073,725	1.5%
2002	\$8,667,918	-21.7%
2003	\$9,454,201	9.1%
2004	\$16,618,470	75.8%
2005	\$17,452,243	5.0%



## Driver Licenses by Age and License Class, Calendar Year 2005

### Kansas Drivers by Age Category

<u>Age Category</u>	<u>Calendar Year</u> <u>2005</u>	<u>Percent of Total</u> <u>By Age</u>
14 and 15 (restricted license)	31,822	1.6%
16 - 24	320,046	16.0%
25 - 49	892,318	44.5%
50 - 64	452,749	22.6%
65 and over	<u>309,125</u>	15.4%
Total by Age	2,006,060	100.0%

### Kansas Drivers by License Class

<u>License Class*</u>	<u>Calendar Year</u> <u>2005</u>	<u>Percent of Total</u> <u>By Class</u>
Class CDL	131,585	6.6%
Class A & B	25,629	1.3%
Class C	1,689,787	84.2%
Class M	<u>159,059</u>	7.9%
Total	2,006,060	100.0%

\* Classes:

CDL: Commercial Driver License only, and in combinations A, B, C

Class A: combination vehicle

Class B: truck > 24,000 lbs or bus

Class C: regular automobile

Class M: motorcycle only, and in combinations AM, BM, CM