

---

---

**DIVISION OF  
ALCOHOLIC BEVERAGE CONTROL**

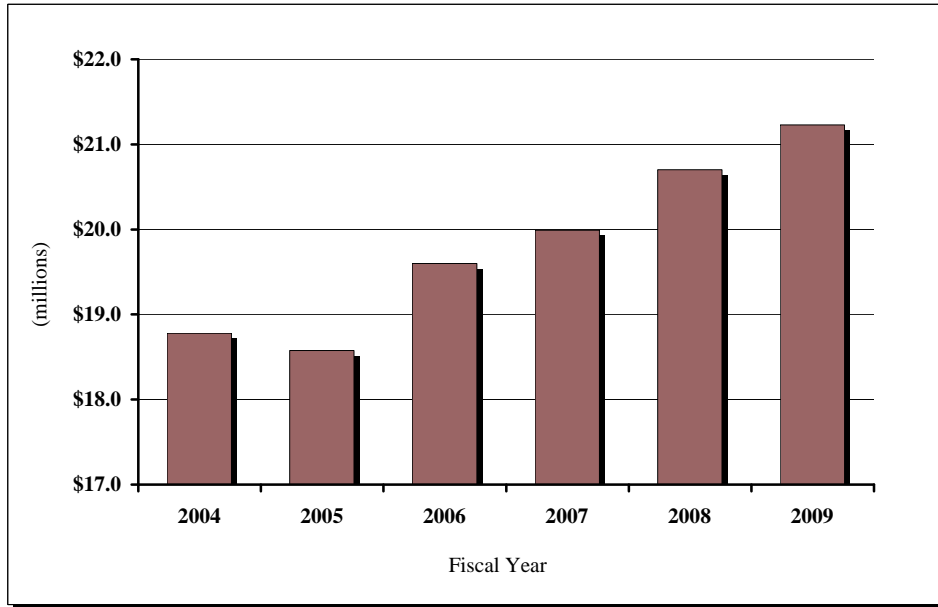
---

---

## Gallonge Tax Receipts by Components and Fiscal Year

### Gross Gallonge Tax by Components

	Fiscal Year <u>2008</u>	Fiscal Year <u>2009</u>	Percent <u>Change</u>
Alcohol and Spirits	\$8,950,418	\$9,257,305	3.4%
Fortified and Light Wine	\$1,086,866	\$1,108,537	2.0%
Strong Beer	\$8,436,962	\$8,774,390	4.0%
Cereal Malt Beverage	<u>\$2,228,577</u>	<u>\$2,088,657</u>	-6.3%
Total	\$20,702,823	\$21,228,889	2.5%

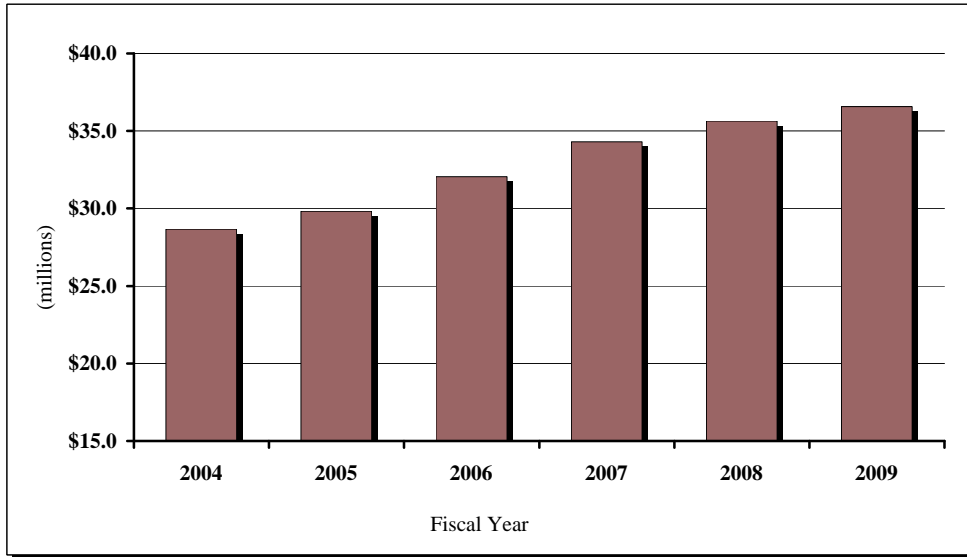


### Total Gallonge Tax by Fiscal Year

<u>Fiscal Year</u>	<u>Amount Collected</u>	<u>Percent Change</u>
2004	\$18,779,625	5.7%
2005	\$18,574,828	-1.1%
2006	\$19,598,134	5.5%
2007	\$19,991,789	2.0%
2008	\$20,702,823	3.6%
2009	\$21,228,889	2.5%

## Liquor Excise Tax Gross Receipts

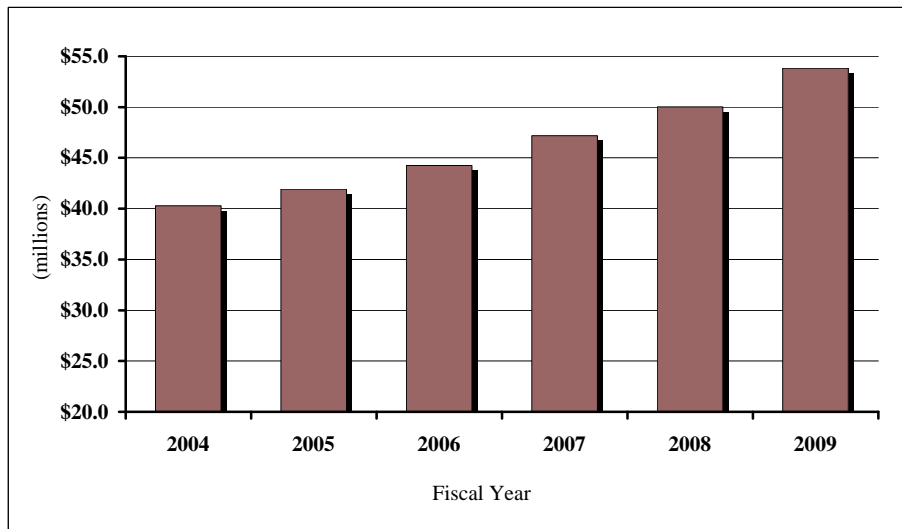
The liquor excise tax is a 10% retail tax on gross receipts from the sale of liquor on-premises at private clubs, drinking establishments open to the public and caterers. It is imposed on all alcoholic beverages, including cereal malt. Seventy percent of the collection is returned to the locality from which collected, 25% is credited to the State General Fund and 5% to the Community Alcoholism and Intoxication Programs Fund. This tax is collected by the Division of Tax Operations rather than the Division of Alcoholic Beverage Control.



<u>Fiscal Year</u>	<u>Amount Collected</u>	<u>Percent Change</u>
2004	\$28,672,690	4.5%
2005	\$29,826,910	4.0%
2006	\$32,051,923	7.5%
2007	\$34,307,823	7.0%
2008	\$35,639,204	3.9%
2009	\$36,578,860	2.6%

## Liquor Enforcement Tax Gross Receipts

The liquor enforcement tax is imposed upon the gross receipts from the sale of liquor to consumers by retailers, microbreweries, and farm wineries. Also on the gross receipts from the sale of liquor and cereal malt beverage to clubs, drinking establishments, and caterers by distributors. This tax is collected by the Division of Tax Operations, rather than the Division of Alcoholic Beverage Control.



<u>Fiscal Year</u>	<u>Amount Collected</u>	<u>Percent Change</u>
2004	\$40,272,868	3.6%
2005	\$41,924,949	4.1%
2006	\$44,264,770	5.6%
2007	\$47,183,769	6.6%
2008	\$50,020,773	6.0%
2009	\$53,836,004	7.6%

## Total Liquor Taxes and Fees and Number of Licenses

### Fiscal Year 2009 Total Liquor Taxes and Fees

	Fiscal Year <u>2009</u>	Percent <u>Total</u>
Gallonage Tax	\$21,228,889	18.4%
Liquor Excise Tax	\$36,578,860	31.7%
Liquor Enforcement Tax	\$53,836,004	46.6%
Fees and Fines	<u>\$3,894,499</u>	<u>3.4%</u>
Total	\$115,538,252	100.0%

### Alcoholic Beverage Licenses Issued

Retail Liquor Stores	744
Spirits Distributors	15
Wine Distributors	15
Beer Distributors	38
Class A Vets, Frat'l Club	224
Class A Social Club 500+	18
Class A Social Club <500	57
Class B Private Clubs	134
Drinking Establishments	1,636
Caterers	30
Hotels	38
Drinking Establishments/Caterers	104
Hotel/Caterers	19
Farm Wineries	22
Farm Winery Outlet	9
Microbreweries	15
Total	3,118

