

Kansas Vehicle Registration and Driver Licence Fees, Calendar Year 2009

Vehicle Registration Fees **	Vehicle Registration Fees (cont.) **
Automobiles	Urban Buses: 8-30 passengers \$15.00
0 - 3000 lbs \$30.00	31 - 39 passengers \$30.00
3001 - 3999 lbs \$30.00	over 39 passengers \$60.00
4000 - 4500 lbs \$30.00	Transit Authorities \$2.00
over 4500 lbs \$40.00	Trailers:
County Registrations	8M \$15.00
Regular Truck - gross weight to:	12M \$25.00
12M \$40.00	Over 12 M \$35.00
16M \$102.00	Drive-Away, first \$44.00
20M \$132.00	Drive-Away, others \$18.00
24M \$197.00	Antique, Regular \$40.00
26M \$312.00	Antique, Personalized \$40.00
30M \$312.00	Amateur Radio \$1.00 + standard fee
36M \$375.00	Special Interest \$26.00
42M \$475.00	National Guard standard fee
48M \$605.00	Pearl Harbor Survivor standard fee
54M \$805.00	Disabled standard fee
60M \$1,010.00	Purple Heart standard fee
66M \$1,210.00	Veteran standard fee
74M \$1,535.00	Educational Institution varies
80M \$1,735.00	Disabled Veteran, Ex-POW free
85M \$1,935.00	Medal of Honor free
Local, 6000 Mile & Custom Harvest Trucks to:	Firefighter standard fee
16M \$62.00	Veterans standard fee
20M \$102.00	Emergency Medical Services standard fee
24M \$132.00	Breast Cancer Research and Outreach standard fee
26M \$177.00	Support Kansas Arts standard fee
30M \$177.00	Motorcycles \$16.00
36M \$215.00	Motor Bikes \$11.00
42M \$245.00	Dealer, full-privilege \$350.00
48M \$315.00	Dealer, regular, first \$275.00
54M \$415.00	Dealer, regular, others \$25.00
60M \$480.00	Personalized (one-time) \$40.00
66M \$580.00	Interstate
74M \$760.00	72 Hour \$26.00
80M \$890.00	30 Day varies by weight
85M \$1,010.00	Apportioned & Qtrtr varies by weight
Farm Truck - gross weight to:	Job Hunter's Permit \$26.00
16M \$37.00	Modified Cab Card \$1.00
20M \$42.00	Replacement Cab Card \$3.00
24M \$52.00	Driver License Fees
26M \$72.00	Class A/B * \$32.00
54M \$75.00	Class C* \$26.00
60M \$190.00	Class M* \$20.50
66M \$370.00	CDL Class A, B or C* \$26.00
85M \$610.00	CDL Endorsements/each \$10.00
County Qtrtr Pay 1/4 of annual fee	Hazardous Material Endorsement Fee \$95.00
County 72 Hour \$26.00	CDL Instruction Permit* \$9.00
County 30 Day varies by weight	Instructional Permit* \$6.00
	Farm Permit* \$12.00
	Exam \$3.00
	Re-Exam \$1.50
	DUI Exam \$25.00
	Duplicate* \$12.00
	Identification Card* \$15.00
	Senior (age 65 and over)/ Handicapped ID Card * \$8.00
	Penalty \$1.00
	Photo \$8.00
	Concealed Carry \$15.00


* Includes a \$4 fee for photograph. (In 1997 expiration extended to 6 years for drivers between ages of 21 and 65.)

** For all county-registered vehicles add \$5.00 county fee; and for new plates add a 50¢ reflector fee.

Effective 1/1/1993, the gross weight category of 24-30M is split into 24-26M and 26-30M. The registration fees for 24-26M & 26-30M are the same as the current 30M (92 Sess Ch 101 §1 & 2).

Total Vehicle Revenue Collections by Calendar Year

The Division of Vehicles is responsible for the collection of motor vehicle fees, including: titles, registration, motor carrier inspection (with the Kansas Highway Patrol), International Registration Plan, driver license, and dealer licensing. Registration is by calendar year.



<u>Calendar Year</u>	<u>Amount Collected</u>	<u>Percent Change</u>
2004	\$188,535,174	7.2%
2005	\$193,089,020	2.4%
2006	\$195,061,638	1.0%
2007	\$207,516,869	6.4%
2008	\$203,275,873	-2.0%
2009	\$217,431,257	7.0%

Vehicle Revenue Collections Calendar Year 2009

Vehicle Revenue Collections by Source by Calendar Year

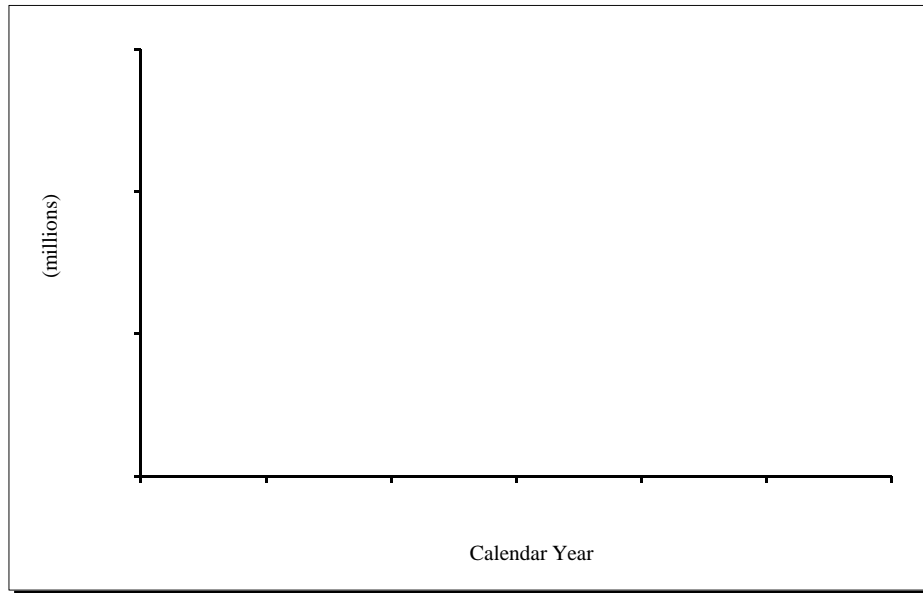
<u>Source</u>	<u>CY 2009 Collection</u>	<u>Percent Total</u>
Titles and Registration	\$159,050,045	73.1%
Interstate Apportioned	\$43,087,570	19.8%
Driver License	\$14,823,487	6.8%
Motor Carrier Inspection	<u>\$470,155</u>	<u>0.2%</u>
Total	\$217,431,257	100.0%

Vehicle Revenue Collections by Distribution by Calendar Year

<u>Funds</u>	<u>CY 2009 Collection</u>	<u>Percent Total</u>
State Highway	\$169,984,093	78.2%
County Funds	\$20,205,000	9.3%
Driver Safety	\$1,801,050	0.8%
Refunds	\$465,477	0.2%
Motorcycle Safety	\$56,458	0.03%
Other	<u>\$24,919,179</u>	<u>11.5%</u>
Total	\$217,431,257	100.0%

Motor Vehicle Registrations by Calendar Year

Registration is made at the county level and reported to the Division of Vehicles.



<u>Calendar Year</u>	<u>Number Vehicle Registrations</u>	<u>Percent Change</u>
2004	2,488,284	3.6%
2005	2,529,069	1.6%
2006	2,561,729	1.3%
2007	2,559,078	-0.1%
2008	2,607,451	1.9%
2009	2,585,796	-0.8%

Motor Vehicle Registrations by Type, Calendar Years 2008 and 2009

Vehicle Registration by Type and Percent Change

<u>Vehicle Type</u>	Calendar Year <u>2008</u>	Calendar Year <u>2009</u>	Percent Change
Automobiles	1,454,113	1,447,478	-0.5%
Trucks	707,762	702,633	-0.7%
Trailers	144,717	148,482	2.6%
Motorcycles	76,361	77,480	1.5%
Motorized Bicycles	8,241	8,068	-2.1%
RV ¹	12,261	12,012	-2.0%
Special Registration	<u>203,996</u>	<u>189,643</u>	-7.0%
Total	2,607,451	2,585,796	-0.8%

Vehicle Registration by Type and Percent Total

<u>Vehicle Type</u>	Percent Total <u>2008</u>	Percent Total <u>2009</u>
Automobiles	55.77%	55.98%
Trucks	27.14%	27.17%
Trailers	5.55%	5.74%
Motorcycles	2.93%	3.00%
Motorized Bicycles	0.32%	0.31%
RV ¹	0.47%	0.46%
Special Registration	7.82%	7.33%
Total	100.00%	100.00%

Notes:

1) RV total is for motorized RVs only. A new tax system was established for recreational vehicles starting in 1995.

Motor Vehicle Registrations by County, Calendar Year 2009

<u>County</u>	<u>Auto</u>	<u>Truck</u>	<u>Trailer</u>	<u>Motor Cycle</u>	<u>Motor Bike</u>	<u>RV*</u>	<u>Special **</u>	<u>Total</u>
Allen	6,104	5,151	952	504	80	76	1,188	14,055
Anderson	3,900	3,710	847	247	43	51	726	9,524
Atchison	7,697	5,470	1,471	414	33	70	1,480	16,635
Barber	2,228	2,887	557	173	26	16	390	6,277
Barton	13,744	10,095	2,454	797	83	195	2,193	29,561
Bourbon	6,835	4,853	883	439	52	59	1,042	14,163
Brown	5,144	4,028	1,307	386	32	42	999	11,938
Butler	30,891	18,815	3,399	2,218	179	433	6,126	62,061
Chase	1,395	1,528	343	110	1	14	287	3,678
Chautauqua	1,537	2,313	348	103	4	39	324	4,668
Cherokee	8,502	7,748	1,164	639	33	89	2,132	20,307
Cheyenne	1,504	1,755	607	122	6	24	294	4,312
Clark	1,040	1,061	241	83	6	27	258	2,716
Clay	4,267	3,520	951	322	35	67	773	9,935
Cloud	4,525	3,987	1,101	359	86	54	871	10,983
Coffey	4,589	4,211	1,081	373	30	80	932	11,296
Comanche	854	1,182	224	88	3	9	177	2,537
Cowley	15,936	10,710	1,735	1,122	122	233	2,998	32,856
Crawford	16,622	10,437	1,670	1,101	97	120	3,078	33,125
Decatur	1,720	2,145	728	132	19	30	243	5,017
Dickinson	9,838	7,216	1,820	782	95	137	1,976	21,864
Doniphan	3,681	3,500	1,114	260	7	36	522	9,120
Douglas	51,781	15,355	3,234	2,228	404	299	5,487	78,788
Edwards	1,632	1,932	493	67	17	23	216	4,380
Elk	1,321	1,840	364	46	8	19	265	3,863
Ellis	13,427	8,898	2,378	1,023	233	129	2,014	28,102
Ellsworth	2,862	2,761	809	211	57	31	596	7,327
Finney	16,941	9,923	2,405	975	82	161	2,144	32,631
Ford	14,259	8,347	1,525	755	40	121	1,448	26,495
Franklin	12,927	8,571	1,894	876	92	163	1,971	26,494
Geary	16,991	6,023	1,116	1,069	49	122	2,604	27,974
Gove	1,530	2,096	712	100	26	34	308	4,806
Graham	1,466	1,680	512	133	34	41	302	4,168
Grant	3,553	3,620	1,126	300	24	39	393	9,055
Gray	2,669	3,450	909	238	16	33	362	7,677
Greeley	682	1,048	333	46	3	19	145	2,276
Greenwood	3,145	3,669	734	150	22	43	563	8,326
Hamilton	1,141	1,423	406	96	7	17	239	3,329
Harper	2,904	2,890	600	196	41	47	516	7,194
Harvey	18,304	9,083	1,808	1,162	182	189	2,399	33,127
Haskell	2,116	2,510	706	126	12	28	229	5,727
Hodgeman	1,009	1,577	328	64	5	10	120	3,113
Jackson	6,435	5,511	1,476	428	26	90	1,154	15,120
Jefferson	10,231	7,122	2,051	739	34	151	1,481	21,809
Jewell	1,797	2,322	959	130	26	31	341	5,606
Johnson	336,466	61,842	10,542	11,799	609	1,037	27,913	450,208
Kearny	1,972	2,061	644	113	10	36	288	5,124
Kingman	4,117	4,241	1,147	258	28	58	675	10,524
Kiowa	1,154	1,575	421	85	10	11	154	3,410
Labette	9,805	7,452	909	673	57	105	1,498	20,499
Lane	1,016	1,461	373	69	14	24	175	3,132
Leavenworth	33,932	16,519	3,713	2,380	80	325	6,130	63,079
Lincoln	1,652	1,926	648	101	19	27	375	4,748
Linn	5,036	4,548	1,157	372	27	75	920	12,135
Logan	1,500	1,673	533	122	17	26	275	4,146
Lyon	14,756	9,537	1,500	848	148	150	1,780	28,719
Marion	6,338	5,183	1,183	413	106	73	1,074	14,370
Marshall	5,523	5,063	1,447	368	41	66	895	13,403
McPherson	15,184	10,180	2,760	1,280	191	171	2,486	32,252

Motor Vehicle Registrations by County, Calendar Year 2009

County	Auto	Truck	Trailer	Motor Cycle	Motor Bike	RV*	Special **	Total
Meade	2,208	2,279	534	125	33	43	309	5,531
Miami	17,317	10,784	3,210	1,142	47	201	2,513	35,214
Mitchell	3,466	3,756	1,112	242	39	49	482	9,146
Montgomery	15,099	10,528	1,157	1,078	96	170	2,439	30,567
Morris	2,958	2,872	738	164	35	36	525	7,328
Morton	1,524	1,671	329	89	13	22	208	3,856
Nemaha	5,510	4,813	1,666	397	32	30	595	13,043
Neosho	7,409	6,431	1,200	576	107	80	1,015	16,818
Ness	1,655	2,650	887	116	17	31	294	5,650
Norton	2,718	2,852	1,042	261	47	60	429	7,409
Osage	8,628	6,206	1,400	576	64	132	1,379	18,385
Osborne	2,127	2,507	809	173	20	30	269	5,935
Ottawa	3,158	3,029	798	227	44	47	497	7,800
Pawnee	3,048	2,559	741	219	17	42	527	7,153
Phillips	2,976	3,360	1,280	248	50	43	415	8,372
Pottawatomie	11,241	7,746	2,137	754	48	135	1,557	23,618
Pratt	4,611	3,928	1,012	319	38	62	637	10,607
Rawlins	1,480	1,939	573	98	22	20	223	4,355
Reno	31,192	17,811	3,189	2,388	251	353	3,954	59,138
Republic	2,626	2,995	839	185	39	35	482	7,201
Rice	4,546	4,041	1,027	303	59	71	859	10,906
Riley	23,509	8,959	1,803	1,324	195	178	3,143	39,111
Rooks	2,653	3,022	924	191	21	59	488	7,358
Rush	1,788	1,959	542	124	71	24	330	4,838
Russell	3,612	3,331	848	242	43	46	653	8,775
Saline	28,398	14,037	3,105	1,903	336	278	4,228	52,285
Scott	2,447	2,623	773	255	20	40	464	6,622
Sedgwick	250,509	95,220	13,030	12,050	1,330	1,944	31,685	405,768
Seward	9,865	5,584	969	350	55	81	1,016	17,920
Shawnee	92,552	32,405	6,051	4,561	376	756	12,625	149,326
Sheridan	1,460	1,977	740	117	39	34	288	4,655
Sherman	2,897	2,803	963	248	68	52	446	7,477
Smith	2,126	2,466	929	119	54	31	336	6,061
Stafford	2,137	2,803	839	123	16	28	319	6,265
Stanton	1,107	1,314	370	95	2	23	145	3,056
Stevens	2,661	2,763	930	226	22	28	388	7,018
Sumner	11,865	8,913	1,434	768	104	187	1,809	25,080
Thomas	3,708	3,929	1,284	339	45	58	583	9,946
Trego	1,753	1,993	708	145	38	37	382	5,056
Wabaunsee	3,576	3,178	790	230	8	45	544	8,371
Wallace	839	1,335	424	59	1	6	106	2,770
Washington	3,050	3,293	1,103	177	11	31	563	8,228
Wichita	1,095	1,672	512	73	6	8	168	3,534
Wilson	4,563	4,506	841	284	79	50	840	11,163
Woodson	1,607	2,073	424	74	14	29	249	4,470
Wyandotte	72,077	24,484	3,614	2,910	127	342	9,293	112,847
Total	1,447,478	702,633	148,482	77,480	8,068	12,012	189,643	2,585,796

¹Kansas Based Active I.R.P. Registrations in 2009 3,166
 Kansas Based Plates Issued Under IRP Proration in 2009 64,993

¹ Vehicle registration number includes the following: Bus, Converter Gear, Semi Trailer, Truck, Truck Tractor, Utility Trailer Large, Utility Trailer Small

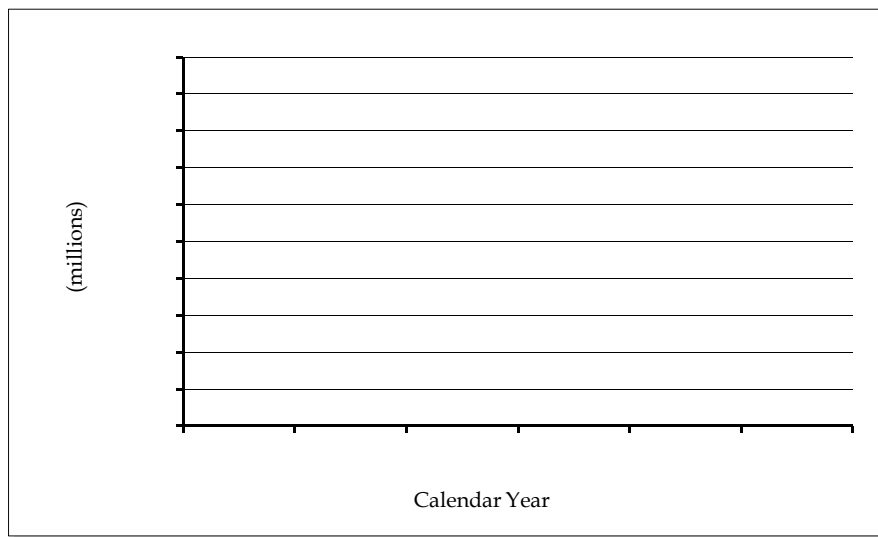
*A new tax system was established for recreational vehicles starting in 1995. RV data is for motorized RVs only.

** Special includes Personalized, National Guard, Amateur Radio, Disabled, Antique, Special Interest (street rod, etc.), Veteran, Pearl Harbor survivor, ex-POW, etc.

The figures reflect registrations sold in counties and reported to the Division; and should not be considered to be an exact number of vehicles on the road.

Driver License Fee Collections by Calendar Year

Driver licenses are issued by the Division of Vehicles for the operation of motor vehicles. The Division also issues Identification Cards. During the 1997 Legislative Session, House Bill 2073 was enacted. The bill extended the license renewal cycle from four to six years for licensed drivers between the ages of 21 and 65. All fees increased to the six-year rate at the previous cost per year. During the 2003 Legislative Session, House Bill 2192 was enacted, which increased fees across the board for drivers' licenses and identification cards resulting in a significant collections increase in Calendar Year 2004.



<u>Calendar Year</u>	<u>Amount Collected</u>	<u>Percent Change</u>
2004	\$16,618,470	75.8%
2005	\$17,452,243	5.0%
2006	\$18,047,511	3.4%
2007	\$17,553,710	-2.7%
2008	\$13,218,423	-24.7%
2009	\$14,823,487	12.1%

Driver Licenses by Age and License Class, Calendar Year 2009

Kansas Drivers by Age Category

<u>Age Category</u>	<u>Calendar Year</u> <u>2009</u>	<u>Percent of Total</u> <u>By Age</u>
14 and 15 (restricted license)	40,639	2.0%
16 - 24	304,242	14.9%
25 - 49	860,496	42.1%
50 - 64	510,759	25.0%
65 and over	<u>329,290</u>	16.1%
Total by Age	2,045,426	100.0%

Kansas Drivers by License Class

<u>License Class*</u>	<u>Calendar Year</u> <u>2009</u>	<u>Percent of Total</u> <u>By Class</u>
Class CDL	136,081	6.7%
Class A & B	22,291	1.1%
Class C	1,717,250	84.0%
Class M	<u>169,804</u>	8.3%
Total	2,045,426	100.0%

* Classes:

CDL: Commercial Driver License only, and in combinations A, B, C

Class A: combination vehicle

Class B: truck > 24,000 lbs or bus

Class C: regular automobile

Class M: motorcycle only, and in combinations AM, BM, CM