

Kansas Vehicle Registration and Driver Licence Fees, Calendar Year 2015

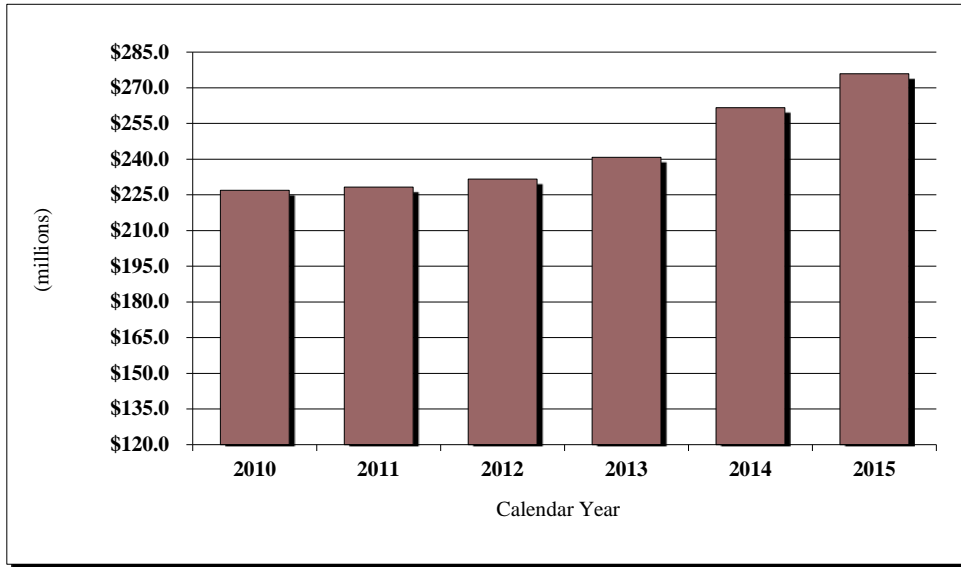
Vehicle Registration Fees *		Vehicle Registration Fees (cont.) *	
Automobiles		Urban Buses: 8-30 passengers	\$35.00
0 - 3000 lbs	\$30.00	31 - 39 passengers	\$50.00
3001 - 3999 lbs	\$30.00	over 39 passengers	\$80.00
4000 - 4500 lbs	\$30.00	Transit Authorities	\$2.00
over 4500 lbs	\$40.00	Trailers:	
County Registrations		8M	\$35.00
Regular Truck - gross weight to:		12M	\$45.00
12M	\$40.00	Over 12 M	\$55.00
16M	\$202.00	Drive-Away, first	\$64.00
20M	\$232.00	Drive-Away, others	\$38.00
24M	\$297.00	Antique, Regular	\$40.00
26M	\$412.00	Antique, Personalized	\$40.00
30M	\$412.00	Amateur Radio	\$1.00 + standard fee
36M	\$475.00	Special Interest	\$26.00
42M	\$575.00	National Guard	standard fee
48M	\$705.00	Pearl Harbor Survivor	standard fee
54M	\$905.00	Disabled	standard fee
60M	\$1,145.00	Purple Heart	standard fee
66M	\$1,345.00	Veteran	standard fee
74M	\$1,670.00	Educational Institution	varies
80M	\$1,870.00	Disabled Veteran, Ex-POW	free
85M	\$2,070.00	Medal of Honor	free
Local, 6000 Mile & Custom Harvest Trucks to:		Firefighter	standard fee
16M	\$162.00	Veterans	standard fee
20M	\$202.00	Emergency Medical Services	standard fee
24M	\$232.00	Breast Cancer Research and Outreach	standard fee
26M	\$277.00	Support Kansas Arts	standard fee
30M	\$277.00	Boy Scouts of America	standard fee
36M	\$315.00	Vietnam Veteran	standard fee
42M	\$345.00	Pet Friendly	standard fee
48M	\$415.00	Motorcycles	\$16.00
54M	\$515.00	Motor Bikes	\$11.00
60M	\$615.00	Dealer, full-privilege	\$350.00
66M	\$715.00	Dealer, regular, first	\$275.00
74M	\$895.00	Dealer, regular, others	\$25.00
80M	\$1,025.00	Personalized (one-time)	\$40.00
85M	\$1,145.00	Interstate	
Farm Truck - gross weight to:		72 Hour	\$26.00
16M	\$57.00	30 Day	varies by weight
20M	\$142.00	Apportioned & Qtrtr	varies by weight
24M	\$152.00	Job Hunter's Permit	\$26.00
26M	\$172.00	Modified Cab Card	\$1.00
36M	\$172.00	Replacement Cab Card	\$3.00
54M	\$173.00	Driver License Fees	
60M	\$325.00	Class A/B	\$32.00
66M	\$505.00	Class C	\$26.00
85M	\$745.00	Class M	\$20.50
County Qtrtr Pay	1/4 of annual fee	CDL Class A, B or C	\$26.00
County 72 Hour	\$26.00	CDL Endorsements/each	\$10.00
County 30 Day	varies by weight	Hazardous Material Endorsement Fee	\$95.00
		CDL Instruction Permit	\$9.00
		Instructional Permit	\$6.00
		Farm Permit	\$12.00
		Exam	\$3.00
		Re-Exam on original application	\$1.50
		DUI Exam	\$25.00
		Duplicate	\$12.00
		Identification Card	\$22.00
		Senior (age 65 and over)/ Handicapped ID Card	\$18.00
		Penalty	\$1.00
		Photo	\$8.00
		Concealed Carry	\$15.00

* For all county-registered vehicles add \$5.00 county fee; and for new plates add a 50¢ reflector fee.

Effective 1/1/1993, the gross weight category of 24-30M is split into 24-26M and 26-30M. The registration fees for 24-26M & 26-30M are the same as the current 30M (92 Sess Ch 101 §1 & 2).

Total Vehicle Revenue Collections by Calendar Year

The Division of Vehicles is responsible for the collection of motor vehicle fees, including: titles, registration, motor carrier inspection (with the Kansas Highway Patrol), International Registration Plan, driver license, and dealer licensing. Registration is by calendar year.



<u>Calendar Year</u>	<u>Amount Collected</u>	<u>Percent Change</u>
2010	\$226,852,149	4.3%
2011	\$228,219,694	0.6%
2012	\$231,632,618	1.5%
2013	\$240,780,737	3.9%
2014	\$261,688,438	8.7%
2015	\$275,889,488	5.4%

Vehicle Revenue Collections Calendar Year 2015

Vehicle Revenue Collections by Source by Calendar Year

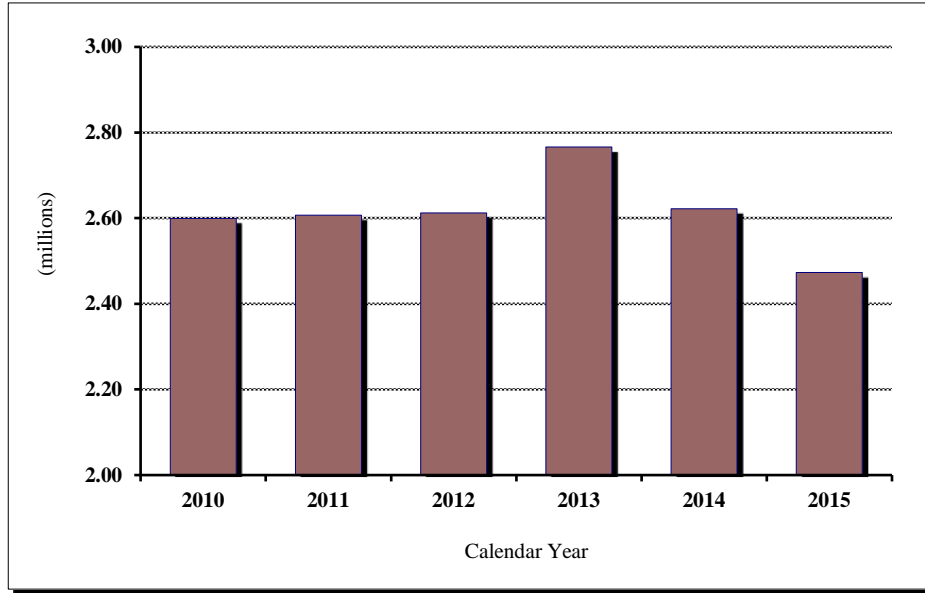
<u>Source</u>	<u>CY 2015 Collection</u>	<u>Percent Total</u>
Titles and Registration	\$177,933,750	64.5%
Interstate Apportioned	\$80,350,057	29.1%
Driver License	\$16,952,179	6.1%
Motor Carrier Inspection	\$646,224	0.2%
Dealer Fines	<u>\$7,278</u>	-
Total	\$275,889,488	100.0%

Vehicle Revenue Collections by Distribution by Calendar Year

<u>Funds</u>	<u>CY 2015 Collection</u>	<u>Percent Total</u>
State Highway	\$218,435,237	79.2%
County Funds	\$22,796,153	8.3%
Driver Safety	\$2,025,595	0.7%
Refunds	\$194,353	0.1%
Motorcycle Safety	\$68,045	0.02%
Other	\$32,370,105	11.73%
Total	\$275,889,488	100.0%

Motor Vehicle Registrations by Calendar Year

Registration is made at the county level and reported to the Division of Vehicles.



<u>Calendar Year</u>	<u>Number Vehicle Registrations</u>	<u>Percent Change</u>
2010	2,599,568	0.5%
2011	2,606,858	0.3%
2012	2,612,541	0.2%
2013	2,766,164	5.9%
2014	2,622,107	-5.2%
2015	2,472,862	-5.7%

Motor Vehicle Registrations by Type, Calendar Years 2014 and 2015

Vehicle Registration by Type and Percent Change

<u>Vehicle Type</u>	Calendar Year <u>2014</u>	Calendar Year <u>2015</u>	Percent Change
Automobiles	1,627,524	1,526,676	-6.2%
Trucks	752,086	716,465	-4.7%
Trailers	132,160	126,292	-4.4%
Motorcycles	96,055	90,141	-6.2%
Motorized Bicycles	6,595	5,924	-10.2%
RV ¹	<u>7,687</u>	<u>7,364</u>	-4.2%
Total	2,622,107	2,472,862	-5.7%

Vehicle Registration by Type and Percent Total

<u>Vehicle Type</u>	Percent Total <u>2014</u>	Percent Total <u>2015</u>
Automobiles	60.85%	61.74%
Trucks	29.17%	28.97%
Trailers	5.86%	5.11%
Motorcycles	3.59%	3.65%
Motorized Bicycles	0.26%	0.24%
RV ¹	0.27%	0.30%
Total	100.00%	100.00%

Notes:

- 1) RV total is for motorized RVs only. A new tax system was established for recreational vehicles starting in 1995.
 2) Special Registrations are now included with automobiles, trucks and motorcycles rather than being broken out separately.

Motor Vehicle Registrations by County, Calendar Year 2015

<u>County</u>	<u>Auto</u>	<u>Truck & Bus</u>	<u>Trailer</u>	<u>Motor Cycle</u>	<u>Motor Bike</u>	<u>RV</u>	<u>Total</u>
Allen	6,168	4,935	763	517	40	25	12,448
Anderson	3,997	3,568	762	268	22	44	8,661
Atchison	8,016	5,557	1,426	501	28	15	15,543
Barber	2,268	2,689	580	199	11	6	5,753
Barton	12,932	9,977	1,889	898	78	108	25,882
Bourbon	6,449	4,982	828	465	28	21	12,773
Brown	4,994	3,933	1,136	475	20	36	10,594
Butler	29,555	19,764	3,106	2,481	127	269	55,302
Chase	1,338	1,463	330	92	0	13	3,236
Chautauqua	1,214	2,218	288	107	0	11	3,838
Cherokee	8,662	8,079	895	718	20	15	18,389
Cheyenne	1,455	1,748	762	163	0	12	4,140
Clark	975	1,129	256	78	3	12	2,453
Clay	4,233	3,544	856	372	24	38	9,067
Cloud	4,325	3,789	976	371	47	36	9,544
Coffey	4,788	4,118	939	403	24	57	10,329
Comanche	811	1,199	295	89	0	2	2,396
Cowley	15,548	11,578	1,835	1,145	95	154	30,355
Crawford	17,300	10,331	1,331	1,213	98	52	30,325
Decatur	1,648	2,058	746	163	14	30	4,659
Dickinson	9,749	7,365	1,779	882	69	94	19,938
Doniphan	3,773	3,515	900	333	9	20	8,550
Douglas	59,251	15,136	2,486	2,573	278	234	79,958
Edwards	1,500	1,768	469	117	12	23	3,889
Elk	1,226	1,797	325	60	7	11	3,426
Ellis	13,943	8,825	2,221	1,204	131	84	26,408
Ellsworth	2,975	2,802	790	227	43	33	6,870
Finney	18,573	10,260	1,551	1,001	49	102	31,536
Ford	14,791	8,916	1,266	841	36	66	25,916
Franklin	13,259	8,669	1,697	1,100	63	90	24,878
Geary	20,700	7,191	1,094	1,568	46	61	30,660
Gove	1,644	2,180	585	124	10	26	4,569
Graham	1,254	1,732	540	110	18	26	3,680
Grant	3,550	3,032	752	323	21	29	7,707
Gray	2,639	3,464	918	298	10	36	7,365
Greeley	705	1,042	275	59	1	11	2,093
Greenwood	3,121	3,537	703	219	17	8	7,605
Hamilton	1,251	1,396	463	112	5	12	3,239
Harper	2,588	3,173	632	261	22	10	6,686
Harvey	18,871	8,928	1,566	1,310	161	63	30,899
Haskell	3,296	2,610	430	161	7	22	6,526
Hodgeman	885	1,639	465	81	5	8	3,083
Jackson	6,383	5,487	1,402	514	17	55	13,858
Jefferson	10,460	7,113	1,779	925	19	96	20,392
Jewell	1,694	2,369	1,142	173	18	19	5,415
Johnson	367,454	70,602	9,030	13,911	554	782	462,333
Kearny	2,058	2,104	749	125	4	13	5,053
Kingman	3,942	3,866	902	312	16	41	9,079
Kiowa	1,207	1,492	395	83	7	8	3,192
Labette	10,639	7,671	722	659	36	42	19,769
Lane	1,018	1,421	354	88	11	9	2,901
Leavenworth	39,644	17,014	3,337	3,109	52	241	63,397
Lincoln	1,646	1,939	563	129	19	12	4,308
Linn	5,316	4,560	1,116	538	20	55	11,605
Logan	1,508	1,762	498	141	22	20	3,951
Lyon	14,935	9,381	1,276	872	95	85	26,644
Marion	6,451	5,099	1,258	448	82	43	13,381
Marshall	5,253	4,944	1,253	450	29	18	11,947
McPherson	15,671	10,211	2,371	1,458	146	115	29,972

Motor Vehicle Registrations by County, Calendar Year 2015

County	Auto	Truck & Bus	Trailer	Motor Cycle	Motor Bike	RV	Total
Meade	2,082	2,314	629	175	16	18	5,234
Miami	18,812	10,605	2,911	1,465	45	147	33,985
Mitchell	3,249	3,495	861	277	24	43	7,949
Montgomery	14,807	10,024	933	1,110	73	36	26,983
Morris	2,783	2,840	691	162	32	25	6,533
Morton	1,447	1,618	275	106	8	11	3,465
Nemaha	5,408	4,626	1,279	479	31	32	11,855
Neosho	7,111	6,030	741	642	61	31	14,616
Ness	1,584	2,483	734	158	13	27	4,999
Norton	2,692	2,849	914	308	37	31	6,831
Osage	8,585	6,069	1,348	646	39	65	16,752
Osborne	1,923	2,394	753	184	11	30	5,295
Ottawa	3,261	3,072	904	300	28	25	7,590
Pawnee	2,883	2,489	507	216	14	13	6,122
Phillips	2,901	3,196	1,333	290	29	25	7,774
Pottawatomie	12,701	8,040	1,891	863	34	101	23,630
Pratt	4,296	3,680	779	387	22	28	9,192
Rawlins	1,251	2,182	733	106	12	11	4,295
Reno	31,617	17,389	2,738	2,864	176	247	55,031
Republic	2,472	3,022	962	197	26	23	6,702
Rice	4,789	3,908	783	348	32	40	9,900
Riley	26,807	9,226	1,373	1,598	145	135	39,284
Rooks	2,828	2,906	766	241	17	34	6,792
Rush	1,755	1,804	444	140	39	13	4,195
Russell	3,545	3,279	860	296	32	42	8,054
Saline	29,117	13,978	2,436	2,225	254	198	48,208
Scott	2,547	2,583	593	322	30	44	6,119
Sedgwick	267,295	95,664	7,811	13,645	1,140	1,200	386,755
Seward	9,992	6,071	826	433	42	27	17,391
Shawnee	94,760	32,500	4,814	5,243	203	437	137,957
Sheridan	1,460	2,032	607	130	25	17	4,271
Sherman	2,425	3,214	872	281	47	31	6,870
Smith	1,862	2,449	1,094	155	35	14	5,609
Stafford	2,023	2,715	754	174	6	24	5,696
Stanton	958	1,392	440	100	5	15	2,910
Stevens	2,768	2,677	770	195	15	24	6,449
Sumner	12,020	8,999	1,618	941	71	70	23,719
Thomas	3,959	3,829	1,099	387	32	58	9,364
Trego	1,648	1,870	642	160	24	36	4,380
Wabaunsee	3,760	3,148	769	248	8	36	7,969
Wallace	761	1,505	411	69	2	12	2,760
Washington	3,126	3,275	1,061	214	7	12	7,695
Wichita	1,108	1,710	402	134	7	4	3,365
Wilson	4,260	4,372	676	320	54	34	9,716
Woodson	1,506	1,872	411	93	12	14	3,908
Wyandotte	76,233	28,399	1,991	3,497	63	145	110,328
Total	1,526,676	716,465	126,292	90,141	5,924	7,364	2,472,862

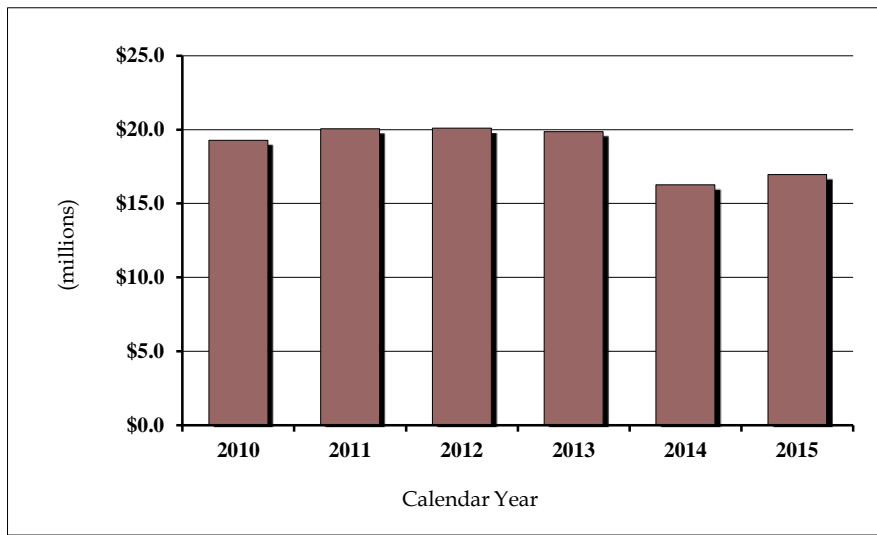
Note: Numbers of registrations come from the Motor Vehicle System (for non-commercial vehicles)

Special plate registrations are included in the appropriate vehicle category.

The above figures reflect registrations sold in the counties and reported to the Department of Revenue, Division of Vehicles, and should not be construed to be an exact number on the highways of the state.

Driver License Fee Collections by Calendar Year

Driver licenses are issued by the Division of Vehicles for the operation of motor vehicles. The Division also issues Identification Cards. During the 1997 Legislative Session, House Bill 2073 was enacted. The bill extended the license renewal cycle from four to six years for licensed drivers between the ages of 21 and 65. All fees increased to the six-year rate at the previous cost per year.



<u>Calendar Year</u>	<u>Amount Collected</u>	<u>Percent Change</u>
2010	\$19,272,148	30.0%
2011	\$20,062,269	4.1%
2012	\$20,098,186	0.2%
2013	\$19,856,697	-1.2%
2014	\$16,268,712	-18.1%
2015	\$16,952,179	4.2%

Driver Licenses by Age and License Class, Calendar Year 2015

Kansas Drivers by Age Category

<u>Age Category</u>	<u>Calendar Year</u> <u>2015</u>	<u>Percent of Total</u> <u>By Age</u>
14 and 15 (restricted license)	28,114	1.4%
16 - 24	290,218	14.3%
25 - 49	813,927	40.1%
50 - 64	524,817	25.9%
65 and over	<u>371,584</u>	18.3%
Total by Age	2,028,660	100.0%

Kansas Drivers by License Class

<u>License Class*</u>	<u>Calendar Year</u> <u>2015</u>	<u>Percent of Total</u> <u>By Class</u>
Class CDL	131,522	6.5%
Class A & B	17,930	0.9%
Class C	1,704,464	84.0%
Class M	<u>174,744</u>	8.6%
Total	2,028,660	100.0%

* Classes:

CDL: Commercial Driver License only, and in combinations A, B, C

Class A: combination vehicle

Class B: truck > 24,000 lbs or bus

Class C: regular automobile

Class M: motorcycle only, and in combinations AM, BM, CM