

## Kansas Vehicle Registration and Driver Licence Fees, Calendar Year 2004

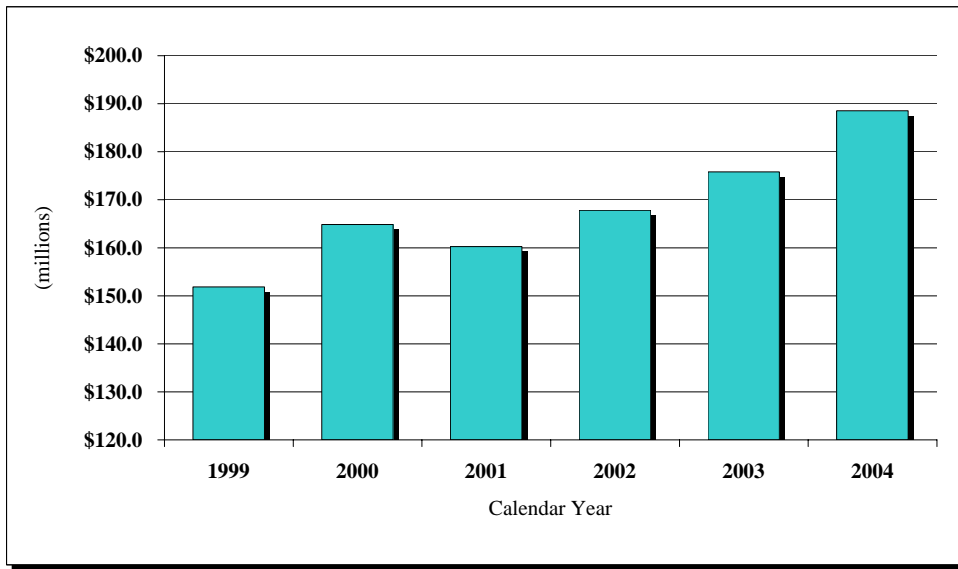
Vehicle Registration Fees **		Vehicle Registration Fees (cont.) **	
Automobiles		Urban Buses: 8-30 passengers	\$15.00
	0 - 3000 lbs	31 - 39 passengers	\$30.00
	3001 - 3999 lbs	over 39 passengers	\$60.00
	4000 - 4500 lbs	Transit Authorities	\$2.00
	over 4500 lbs	Trailers:	
County Registrations		8M	\$15.00
Regular Truck - gross weight to:		12M	\$25.00
	12M	Over 12M	\$35.00
	16M	Drive-Away, first	\$44.00
	20M	Drive-Away, others	\$18.00
	24M	Antique, Regular	\$40.00
	26M	Antique, Personalized	\$40.00
	30M	Amateur Radio	\$1.00 + standard fee
	36M	Special Interest	\$26.00
	42M	National Guard	standard fee
	48M	Pearl Harbor Survivor	standard fee
	54M	Disabled	standard fee
	60M	Purple Heart	standard fee
	66M	Veteran	standard fee
	74M	Educational Institution	varies
	80M	Disabled Veteran, Ex-POW	free
	85M	Medal of Honor	free
Local, 6000 Mile & Custom Harvest Trucks to:		Veterans	standard fee
	16M	Motorcycles	\$16.00
	20M	Motor Bikes	\$11.00
	24M	Dealer, full-privilege	\$350.00
	26M	Dealer, regular, first	\$275.00
	30M	Dealer, regular, others	\$25.00
	36M	Personalized (one-time)	\$40.00
	42M	<b><u>Interstate</u></b>	
	48M	72 Hour	\$26.00
	54M	30 Day	varies by weight
	60M	Apportioned & Qtr	varies by weight
	66M	Job Hunter's Permit	\$26.00
	74M	Modified Cab Card	\$1.00
	80M	Replacement Cab Card	\$3.00
	85M	<b><u>Driver License Fees</u></b>	
Farm Truck - gross weight to:		Class A/B *	\$28.00
	16M	Class C*	\$22.00
	20M	Class M*	\$16.50
	24M	CDL Class A, B or C*	\$22.00
	26M	CDL Endorsements/each	\$10.00
	30M	CDL Instruction Permit*	\$9.00
	36M	Instructional Permit*	\$6.00
	42M	Farm Permit*	\$12.00
	48M	Exam	\$3.00
	54M	Re-Exam	\$1.50
	60M	DUI Exam	\$25.00
	66M	Duplicate*	\$12.00
	74M	Identification Card*	\$15.00
	80M	Senior (age 65 and over)/	\$8.00
	85M	Handicapped ID Card *	
County Qtr Pay	1/4 of annual fee	Penalty	\$1.00
County 72 Hour	\$26.00	Photo	\$4.00
County 30 Day	varies by weight		

\* Includes a \$4 fee for photograph. (In 1997 expiration extended to 6 years for drivers between ages of 21 and 65.)

\*\* For all county-registered vehicles add \$3.00 county fee; and for new plates add a 50¢ reflector fee.

## Total Vehicle Revenue Collections by Calendar Year

The Division of Vehicles is responsible for the collection of motor vehicle fees, including: titles, registration, motor carrier inspection (with the Kansas Highway Patrol), International Registration Plan, driver license, and dealer licensing. Registration is by calendar year.



<u>Calendar Year</u>	<u>Amount Collected</u>	<u>Percent Change</u>
1999	\$151,861,729	1.5%
2000	\$164,837,197	8.5%
2001	\$160,252,256	-2.8%
2002	\$167,818,587	4.7%
2003	\$175,821,903	4.8%
2004	\$188,535,174	7.2%

## Vehicle Revenue Collections Calendar Year 2004

### Vehicle Revenue Collections by Source by Calendar Year

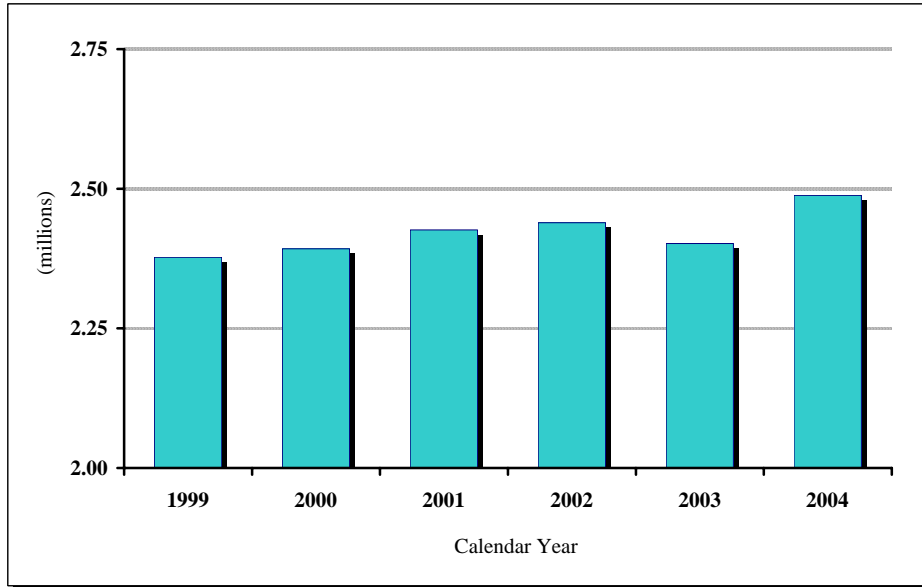
<u>Source</u>	<u>CY 2004 Collection</u>	<u>Percent Total</u>
Titles and Registration	\$132,113,859	70.1%
Interstate Apportioned	\$39,153,989	20.8%
Driver License	\$16,618,470	8.8%
Motor Carrier Inspection	<u>\$648,854</u>	<u>0.3%</u>
Total	\$188,535,172	100.0%

### Vehicle Revenue Collections by Distribution by Calendar Year

<u>Funds</u>	<u>CY 2004 Collection</u>	<u>Percent Total</u>
State Highway	\$159,056,482	84.4%
County Funds	\$14,016,984	7.4%
Driver Safety	\$2,879,190	1.5%
Refunds	\$345,810	0.2%
Motorcycle Safety	\$115,950	0.06%
Other	<u>\$12,120,756</u>	<u>6.4%</u>
Total	\$188,535,172	100.0%

## Motor Vehicle Registrations by Calendar Year

Registration is made at the county level and reported to the Division of Vehicles.



<u>Calendar Year</u>	<u>Number Vehicle Registrations</u>	<u>Percent Change</u>
1999	2,377,252	4.3%
2000	2,392,577	0.6%
2001	2,426,213	1.4%
2002	2,439,041	0.5%
2003	2,401,843	-1.5%
2004	2,488,284	3.6%

## Motor Vehicle Registrations by Type, Calendar Years 2003 and 2004

### Vehicle Registration by Type and Percent Change

<u>Vehicle Type</u>	<u>Calendar Year 2003</u>	<u>Calendar Year 2004</u>	<u>Percent Change</u>
Automobiles	1,389,193	1,420,210	2.2%
Trucks	675,270	701,601	3.9%
Trailers	100,624	119,592	18.9%
Motorcycles	51,130	56,019	9.6%
Motorized Bicycles	5,226	5,659	8.3%
RV <sup>1</sup>	13,641	13,561	-0.6%
Special Registration	<u>166,759</u>	<u>171,642</u>	2.9%
Total	2,401,843	2,488,284	3.6%

### Vehicle Registration by Type and Percent Total

<u>Vehicle Type</u>	<u>Percent Total 2003</u>	<u>Percent Total 2004</u>
Automobiles	57.84%	57.08%
Trucks	28.11%	28.20%
Trailers	4.19%	4.81%
Motorcycles	2.13%	2.25%
Motorized Bicycles	0.22%	0.23%
RV <sup>1</sup>	0.57%	0.54%
Special Registration	6.94%	6.90%
Total	100.0%	100.0%

*Notes:*

1) RV total is for motorized RVs only. A new tax system was established for recreational vehicles starting in 1995.

**Motor Vehicle Registrations by County, Calendar Year 2004**

<u>County</u>	<u>Auto</u>	<u>Truck</u>	<u>Trailer</u>	<u>Motor Cycle</u>	<u>Motor Bike</u>	<u>RV*</u>	<u>Special **</u>	<u>Total</u>
Allen	6,577	5,321	753	301	51	100	957	14,060
Anderson	3,884	3,723	590	132	37	49	708	9,123
Atchison	7,968	5,479	1,108	279	18	79	1,110	16,041
Barber	2,472	2,702	408	161	23	29	282	6,077
Barton	14,237	9,637	1,983	606	59	204	1,841	28,567
Bourbon	7,085	4,907	701	306	26	65	868	13,958
Brown	5,266	3,964	950	276	24	40	792	11,312
Butler	29,778	18,239	2,876	1,504	169	478	4,480	57,524
Chase	1,455	1,648	290	65	6	19	227	3,710
Chautauqua	1,766	2,381	282	71	2	40	221	4,763
Cherokee	9,277	7,924	1,129	464	22	101	1,707	20,624
Cheyenne	1,647	1,791	436	74	3	23	204	4,178
Clark	1,130	1,161	182	61	6	26	171	2,737
Clay	4,398	3,533	729	185	27	82	709	9,663
Cloud	4,602	3,955	787	244	38	63	689	10,378
Coffey	4,654	4,252	824	272	27	72	706	10,807
Comanche	878	1,134	189	46	2	7	110	2,366
Cowley	16,592	11,253	1,472	810	87	274	2,323	32,811
Crawford	17,261	10,651	1,318	809	85	136	2,408	32,668
Decatur	1,889	2,149	591	78	12	33	185	4,937
Dickinson	9,781	7,360	1,296	540	46	127	1,594	20,744
Doniphan	3,753	3,416	850	169	7	43	561	8,799
Douglas	49,713	15,755	2,686	1,534	225	318	4,884	75,115
Edwards	1,721	1,914	373	71	10	30	167	4,286
Elk	1,434	1,908	237	42	5	16	226	3,868
Ellis	13,773	8,416	1,636	700	118	151	1,734	26,528
Ellsworth	3,067	2,776	676	175	39	36	493	7,262
Finney	16,596	9,495	1,846	663	64	189	1,926	30,779
Ford	13,971	8,414	1,310	503	37	157	1,533	25,925
Franklin	12,842	8,643	1,527	667	88	184	1,676	25,627
Geary	15,436	5,447	718	607	34	126	2,373	24,741
Gove	1,679	2,119	536	70	21	41	266	4,732
Graham	1,611	1,626	367	77	23	50	205	3,959
Grant	3,610	3,402	914	222	20	45	345	8,558
Gray	2,599	3,219	671	146	6	43	295	6,979
Greeley	740	1,063	245	36	2	20	97	2,203
Greenwood	3,488	3,847	659	103	32	43	587	8,759
Hamilton	1,130	1,387	345	73	6	22	193	3,156
Harper	3,110	3,041	560	168	33	46	464	7,422
Harvey	18,100	9,138	1,512	879	133	223	1,962	31,947
Haskell	2,107	2,397	551	101	14	26	208	5,404
Hodgeman	1,048	1,603	267	47	2	19	122	3,108
Jackson	6,682	5,497	1,163	310	27	94	990	14,763
Jefferson	10,184	7,521	1,671	557	28	150	1,308	21,419
Jewell	1,996	2,424	784	103	7	41	338	5,693
Johnson	314,090	62,432	8,671	9,038	477	1,098	24,280	420,086
Kearny	1,928	2,083	509	88	8	32	291	4,939
Kingman	4,342	4,316	870	193	14	59	683	10,477
Kiowa	1,545	1,770	372	72	5	28	176	3,968
Labette	10,204	7,502	703	466	48	128	1,520	20,571
Lane	1,071	1,366	287	52	19	35	129	2,959
Leavenworth	32,523	16,236	2,995	1,723	61	371	5,929	59,838
Lincoln	1,741	1,994	458	62	9	21	250	4,535
Linn	5,063	4,689	942	258	22	88	791	11,853
Logan	1,590	1,673	388	100	14	26	168	3,959
Lyon	16,133	9,887	1,268	611	73	160	1,741	29,873
Marion	6,590	5,365	897	313	93	69	892	14,219
Marshall	5,798	4,976	1,064	253	37	63	903	13,094
McPherson	15,377	10,053	2,146	975	129	177	2,301	31,158

**Motor Vehicle Registrations by County, Calendar Year 2004**

<u>County</u>	<u>Auto</u>	<u>Truck</u>	<u>Trailer</u>	<u>Motor Cycle</u>	<u>Motor Bike</u>	<u>RV*</u>	<u>Special **</u>	<u>Total</u>
Meade	2,157	2,258	408	85	7	53	238	5,206
Miami	16,108	10,974	2,651	858	47	217	2,189	33,044
Mitchell	3,597	3,775	906	199	27	62	479	9,045
Montgomery	16,127	10,739	956	746	90	184	2,157	30,999
Morris	2,950	2,962	550	128	26	41	498	7,155
Morton	1,605	1,674	249	59	5	22	171	3,785
Nemaha	5,554	4,667	1,207	262	30	33	639	12,392
Neosho	7,841	6,603	1,003	412	42	100	1,002	17,003
Ness	1,831	2,679	631	116	12	39	263	5,571
Norton	2,848	2,747	786	134	10	42	364	6,931
Osage	8,902	6,539	1,187	425	71	169	1,426	18,719
Osborne	2,232	2,579	607	124	10	29	280	5,861
Ottawa	3,250	3,122	621	155	28	42	445	7,663
Pawnee	3,296	2,619	609	182	10	40	443	7,199
Phillips	3,232	3,230	971	217	33	55	397	8,135
Pottawatomie	10,422	7,603	1,607	501	37	147	1,354	21,671
Pratt	4,790	3,988	795	229	22	78	567	10,469
Rawlins	1,615	1,910	394	98	12	24	160	4,213
Reno	32,237	17,615	2,590	1,737	150	430	3,762	58,521
Republic	2,904	3,066	675	140	29	49	386	7,249
Rice	4,935	3,918	773	242	29	99	742	10,738
Riley	22,293	8,494	1,343	861	140	179	2,904	36,214
Rooks	2,805	2,857	655	158	21	67	503	7,066
Rush	1,953	2,048	372	76	17	21	256	4,743
Russell	3,746	3,363	715	168	34	61	566	8,653
Saline	28,373	14,065	2,424	1,319	195	368	4,131	50,875
Scott	2,527	2,588	582	154	9	36	333	6,229
Sedgwick	238,958	91,916	11,518	8,405	1,036	2,256	30,193	384,282
Seward	9,870	5,281	817	287	49	99	966	17,369
Shawnee	91,687	33,060	5,413	3,303	285	879	12,867	147,494
Sheridan	1,584	1,938	537	78	39	27	218	4,421
Sherman	3,189	2,812	678	219	34	56	316	7,304
Smith	2,334	2,597	783	73	28	43	320	6,178
Stafford	2,374	2,714	667	113	11	41	258	6,178
Stanton	1,190	1,358	286	75	1	28	119	3,057
Stevens	2,603	2,666	691	185	10	41	334	6,530
Sumner	12,338	9,471	1,298	597	78	198	1,788	25,768
Thomas	3,975	3,746	981	257	22	70	461	9,512
Trego	1,850	2,027	500	119	28	41	317	4,882
Wabaunsee	3,701	3,258	605	168	1	44	520	8,297
Wallace	908	1,324	340	48	2	15	80	2,717
Washington	3,170	3,336	822	137	7	31	682	8,185
Wichita	1,196	1,714	373	52	0	13	117	3,465
Wilson	4,811	4,532	683	272	28	54	783	11,163
Woodson	1,810	2,074	352	73	16	21	281	4,627
Wyandotte	71,550	25,121	3,413	2,262	81	402	9,068	111,897

Total 1,420,210 701,601 119,592 56,019 5,659 13,561 171,642 2,488,284

Kansas Based Active I.R.P. Registrations in 2004 3,047  
 Kansas Based Plates Issued Under IRP Proration in 2004 22,877

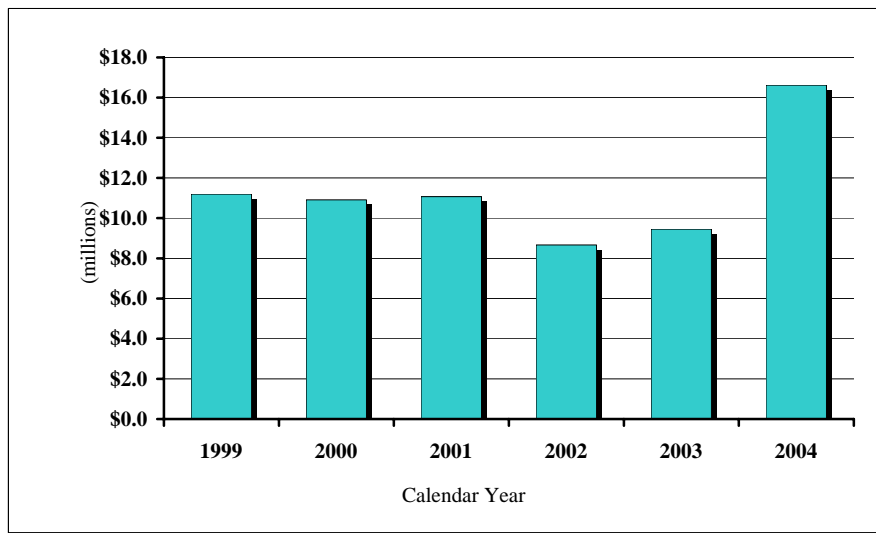
\*A new tax system was established for recreational vehicles starting in 1995. RV data is for motorized RVs only.

\*\* Special includes Personalized, National Guard, Amateur Radio, Disabled, Antique, Special Interest (street rod, etc.), Veteran, Pearl Harbor survivor, ex-POW, etc.

The figures reflect registrations sold in counties and reported to the Division; and should not be considered to be an exact number of vehicles on the road.

## Driver License Fee Collections by Calendar Year

Driver licenses are issued by the Division of Vehicles for the operation of motor vehicles. The Division also issues Identification Cards. During the 1997 Legislative Session, House Bill 2073 was enacted. The bill extended the license renewal cycle from four to six years for licensed drivers between the ages of 21 and 65. All fees increased to the six-year rate at the previous cost per year. This legislation is partially responsible for the Calendar year 1997, 1998, and 1999 increases. During the 2003 Legislative Session, House Bill 2192 was enacted, which increased fees across the board for drivers' licenses and identification cards resulting in a significant collections increase in Calendar Year 2004.



<u>Calendar Year</u>	<u>Amount Collected</u>	<u>Percent Change</u>
1999	\$11,199,279	9.4%
2000	\$10,911,617	-2.6%
2001	\$11,073,725	1.5%
2002	\$8,667,918	-21.7%
2003	\$9,454,201	9.1%
2004	\$16,618,470	75.8%



## Driver Licenses by Age and License Class, Calendar Year 2004

### Kansas Drivers by Age Category

<u>Age Category</u>	<u>Calendar Year</u> <u>2004</u>	<u>Percent of Total</u> <u>By Age</u>
14 and 15 (restricted license)	33,264	1.7%
16 - 24	324,565	16.1%
25 - 49	907,729	45.1%
50 - 64	439,552	21.8%
65 and over	<u>307,900</u>	15.3%
Total by Age	2,013,010	100.0%

### Kansas Drivers by License Class

<u>License Class*</u>	<u>Calendar Year</u> <u>2004</u>	<u>Percent of Total</u> <u>By Class</u>
Class CDL	128,943	6.4%
Class A & B	26,936	1.3%
Class C	1,697,216	84.3%
Class M	<u>159,915</u>	7.9%
Total	2,013,010	100.0%

\* Classes:

CDL: Commercial Driver License only, and in combinations A, B, C

Class A: combination vehicle

Class B: truck > 24,000 lbs or bus

Class C: regular automobile

Class M: motorcycle only, and in combinations AM, BM, CM