

Kansas Vehicle Registration and Driver Licence Fees, Calendar Year 2006

Vehicle Registration Fees **

Automobiles	
0 - 3000 lbs	\$30.00
3001 - 3999 lbs	\$30.00
4000 - 4500 lbs	\$30.00
over 4500 lbs	\$40.00
County Registrations	
Regular Truck - gross weight to:	
12M	\$40.00
16M	\$102.00
20M	\$132.00
24M	\$197.00
26M	\$312.00
30M	\$312.00
36M	\$375.00
42M	\$475.00
48M	\$605.00
54M	\$805.00
60M	\$1,010.00
66M	\$1,210.00
74M	\$1,535.00
80M	\$1,735.00
85M	\$1,935.00
Local, 6000 Mile & Custom Harvest Trucks to:	
16M	\$62.00
20M	\$102.00
24M	\$132.00
26M	\$177.00
30M	\$177.00
36M	\$215.00
42M	\$245.00
48M	\$315.00
54M	\$415.00
60M	\$480.00
66M	\$580.00
74M	\$760.00
80M	\$890.00
85M	\$1,010.00
Farm Truck - gross weight to:	
16M	\$37.00
20M	\$42.00
24M	\$52.00
26M	\$72.00
54M	\$75.00
60M	\$190.00
66M	\$370.00
85M	\$610.00
County Qtrr Pay	1/4 of annual fee
County 72 Hour	\$26.00
County 30 Day	varies by weight

Vehicle Registration Fees (cont.) **

Urban Buses: 8-30 passengers	\$15.00
31 - 39 passengers	\$30.00
over 39 passengers	\$60.00
Transit Authorities	\$2.00
Trailers:	8M \$15.00
	12M \$25.00
	Over 12M \$35.00
Drive-Away, first	\$44.00
Drive-Away, others	\$18.00
Antique, Regular	\$40.00
Antique, Personalized	\$40.00
Amateur Radio	\$1.00 + standard fee
Special Interest	\$26.00
National Guard	standard fee
Pearl Harbor Survivor	standard fee
Disabled	standard fee
Purple Heart	standard fee
Veteran	standard fee
Educational Institution	varies
Disabled Veteran, Ex-POW	free
Medal of Honor	free
Firefighter	standard fee
Veterans	standard fee
Motorcycles	\$16.00
Motor Bikes	\$11.00
Dealer, full-privilege	\$350.00
Dealer, regular, first	\$275.00
Dealer, regular, others	\$25.00
Personalized (one-time)	\$40.00
<u>Interstate</u>	
72 Hour	\$26.00
30 Day	varies by weight
Apportioned & Qtrr	varies by weight
Job Hunter's Permit	\$26.00
Modified Cab Card	\$1.00
Replacement Cab Card	\$3.00
<u>Driver License Fees</u>	
Class A/B *	\$28.00
Class C*	\$22.00
Class M*	\$16.50
CDL Class A, B or C*	\$22.00
CDL Endorsements/each	\$10.00
Hazardous Material Endorsement Fee	\$95.00
CDL Instruction Permit*	\$9.00
Instructional Permit*	\$6.00
Farm Permit*	\$12.00
Exam	\$3.00
Re-Exam	\$1.50
DUI Exam	\$25.00
Duplicate*	\$12.00
Identification Card*	\$15.00
Senior (age 65 and over)/	\$8.00
Handicapped ID Card *	
Penalty	\$1.00
Photo	\$4.00
Concealed Carry	\$15.00

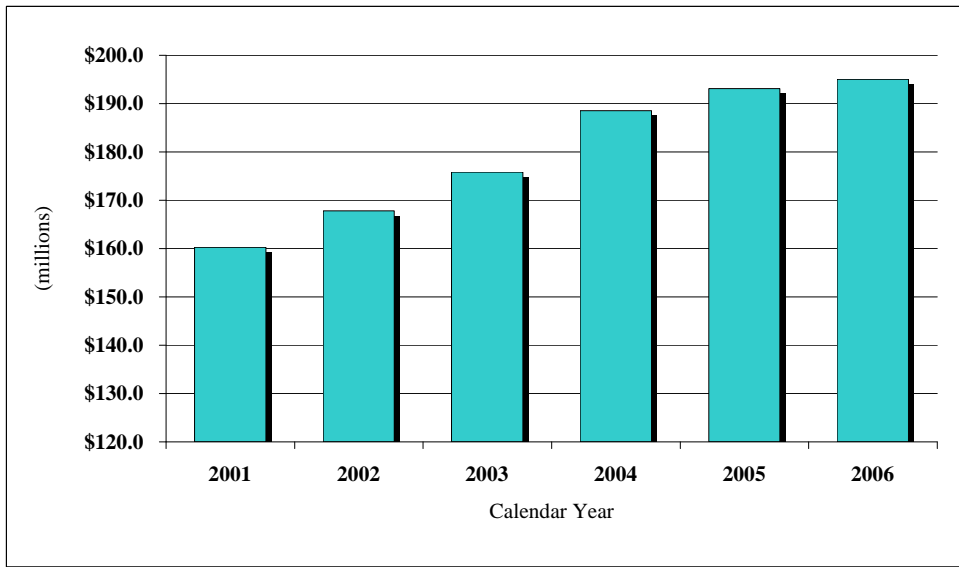
* Includes a \$4 fee for photograph. (In 1997 expiration extended to 6 years for drivers between ages of 21 and 65.)

** For all county-registered vehicles add \$3.00 county fee; and for new plates add a 50¢ reflector fee.

Effective 1/1/1993, the gross weight category of 24-30M is split into 24-26M and 26-30M. The registration fees for 24-26M & 26-30M are the same as the current 30M (92 Sess Ch 101 §1 & 2).

Total Vehicle Revenue Collections by Calendar Year

The Division of Vehicles is responsible for the collection of motor vehicle fees, including: titles, registration, motor carrier inspection (with the Kansas Highway Patrol), International Registration Plan, driver license, and dealer licensing. Registration is by calendar year.



<u>Calendar Year</u>	<u>Amount Collected</u>	<u>Percent Change</u>
2001	\$160,252,256	-2.8%
2002	\$167,818,587	4.7%
2003	\$175,821,903	4.8%
2004	\$188,535,174	7.2%
2005	\$193,089,020	2.4%
2006	\$195,061,638	1.0%

Vehicle Revenue Collections Calendar Year 2006

Vehicle Revenue Collections by Source by Calendar Year

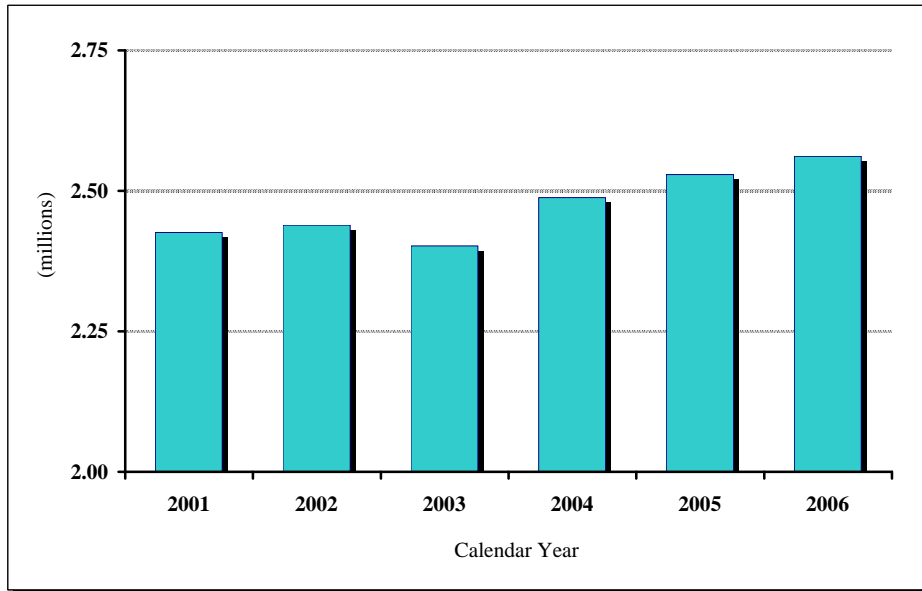
<u>Source</u>	<u>CY 2006 Collection</u>	<u>Percent Total</u>
Titles and Registration	\$135,794,468	69.6%
Interstate Apportioned	\$40,693,775	20.9%
Driver License	\$18,047,511	9.3%
Motor Carrier Inspection	<u>\$525,884</u>	<u>0.3%</u>
Total	\$195,061,638	100.0%

Vehicle Revenue Collections by Distribution by Calendar Year

<u>Funds</u>	<u>CY 2006 Collection</u>	<u>Percent Total</u>
State Highway	\$165,895,446	85.0%
County Funds	\$13,847,569	7.1%
Driver Safety	\$3,100,069	1.6%
Refunds	\$417,683	0.2%
Motorcycle Safety	\$117,836	0.06%
Other	<u>\$11,683,035</u>	<u>6.0%</u>
Total	\$195,061,638	100.0%

Motor Vehicle Registrations by Calendar Year

Registration is made at the county level and reported to the Division of Vehicles.



<u>Calendar Year</u>	<u>Number Vehicle Registrations</u>	<u>Percent Change</u>
2001	2,426,213	1.4%
2002	2,439,041	0.5%
2003	2,401,843	-1.5%
2004	2,488,284	3.6%
2005	2,529,069	1.6%
2006	2,561,729	1.3%

Motor Vehicle Registrations by Type, Calendar Years 2005 and 2006

Vehicle Registration by Type and Percent Change

<u>Vehicle Type</u>	Calendar Year <u>2005</u>	Calendar Year <u>2006</u>	Percent Change
Automobiles	1,442,888	1,446,471	0.2%
Trucks	709,155	710,373	0.2%
Trailers	125,563	133,508	6.3%
Motorcycles	60,834	65,512	7.7%
Motorized Bicycles	5,976	6,566	9.9%
RV ¹	13,306	13,034	-2.0%
Special Registration	<u>171,347</u>	<u>186,265</u>	8.7%
Total	2,529,069	2,561,729	1.3%

Vehicle Registration by Type and Percent Total

<u>Vehicle Type</u>	Percent Total <u>2005</u>	Percent Total <u>2006</u>
Automobiles	57.05%	56.46%
Trucks	28.04%	27.73%
Trailers	4.96%	5.21%
Motorcycles	2.41%	2.56%
Motorized Bicycles	0.24%	0.26%
RV ¹	0.53%	0.51%
Special Registration	6.78%	7.27%
Total	100.00%	100.00%

Notes:

1) RV total is for motorized RVs only. A new tax system was established for recreational vehicles starting in 1995.

Motor Vehicle Registrations by County, Calendar Year 2006

<u>County</u>	<u>Auto</u>	<u>Truck</u>	<u>Trailer</u>	<u>Motor Cycle</u>	<u>Motor Bike</u>	<u>RV*</u>	<u>Special **</u>	<u>Total</u>
Allen	6,481	5,361	835	382	54	97	1,046	14,256
Anderson	4,010	3,826	741	169	43	53	683	9,525
Atchison	8,005	5,619	1,291	322	25	67	1,276	16,605
Barber	2,388	2,898	472	172	22	24	328	6,304
Barton	14,078	9,814	2,210	742	71	197	2,055	29,167
Bourbon	6,898	4,971	798	374	35	59	916	14,051
Brown	5,265	4,116	1,138	309	31	44	891	11,794
Butler	30,659	18,518	3,088	1,786	165	452	4,942	59,610
Chase	1,466	1,630	334	97	5	17	236	3,785
Chautauqua	1,653	2,412	323	93	1	37	248	4,767
Cherokee	9,108	7,876	1,219	630	23	98	1,821	20,775
Cheyenne	1,616	1,739	501	79	5	21	239	4,200
Clark	1,091	1,087	193	68	6	24	184	2,653
Clay	4,368	3,562	829	220	26	70	771	9,846
Cloud	4,559	4,003	931	315	58	62	747	10,675
Coffey	4,666	4,373	918	321	30	71	768	11,147
Comanche	891	1,135	206	71	1	7	143	2,454
Cowley	16,565	11,085	1,597	1,000	92	255	2,551	33,145
Crawford	16,936	10,565	1,503	1,009	78	142	2,636	32,869
Decatur	1,852	2,158	655	93	10	35	204	5,007
Dickinson	10,018	7,373	1,497	647	58	128	1,786	21,507
Doniphan	3,786	3,424	953	229	4	34	612	9,042
Douglas	51,261	15,829	3,009	1,772	284	308	5,416	77,879
Edwards	1,663	1,876	422	68	12	20	224	4,285
Elk	1,429	1,924	298	41	5	20	244	3,961
Ellis	13,757	8,657	1,916	862	171	150	1,888	27,401
Ellsworth	3,010	2,819	765	185	41	36	539	7,395
Finney	16,706	9,594	1,989	820	85	176	2,009	31,379
Ford	13,974	8,433	1,370	582	45	132	1,548	26,084
Franklin	13,179	8,734	1,715	750	85	184	1,941	26,588
Geary	16,105	5,684	944	748	37	120	2,594	26,232
Gove	1,630	2,090	589	85	24	41	287	4,746
Graham	1,577	1,682	428	103	42	47	224	4,103
Grant	3,619	3,425	985	261	22	40	384	8,736
Gray	2,676	3,247	764	171	6	40	323	7,227
Greeley	704	1,031	275	39	1	15	135	2,200
Greenwood	3,348	3,868	725	115	35	42	610	8,743
Hamilton	1,144	1,377	365	87	6	19	211	3,209
Harper	3,015	2,924	591	177	34	43	506	7,290
Harvey	18,231	9,128	1,613	993	151	204	2,229	32,549
Haskell	2,147	2,380	604	111	15	23	233	5,513
Hodgeman	1,024	1,568	282	49	2	18	153	3,096
Jackson	6,671	5,565	1,388	329	32	96	1,197	15,278
Jefferson	10,352	7,533	1,870	662	31	146	1,462	22,056
Jewell	1,906	2,345	857	117	18	39	358	5,640
Johnson	328,849	65,203	10,057	10,295	556	1,111	26,779	442,850
Kearny	1,966	2,062	549	87	9	35	277	4,985
Kingman	4,218	4,328	1,031	226	27	59	692	10,581
Kiowa	1,500	1,729	392	87	6	22	206	3,942
Labette	10,163	7,594	833	554	48	119	1,678	20,989
Lane	1,030	1,349	301	57	17	27	129	2,910
Leavenworth	33,481	16,784	3,361	2,122	66	360	6,535	62,709
Lincoln	1,757	2,000	561	64	11	25	283	4,701
Linn	5,127	4,772	1,037	311	22	82	848	12,199
Logan	1,562	1,665	439	123	15	29	182	4,015
Lyon	15,798	9,947	1,411	654	126	166	1,911	30,013
Marion	6,519	5,325	1,001	365	102	66	986	14,364
Marshall	5,762	5,123	1,211	295	32	68	991	13,482
McPherson	15,461	10,275	2,380	1,075	150	185	2,457	31,983

Motor Vehicle Registrations by County, Calendar Year 2006

<u>County</u>	<u>Auto</u>	<u>Truck</u>	<u>Trailer</u>	<u>Motor Cycle</u>	<u>Motor Bike</u>	<u>RV*</u>	<u>Special **</u>	<u>Total</u>
Meade	2,181	2,234	448	97	20	49	257	5,286
Miami	17,043	11,116	2,948	1,065	51	213	2,531	34,967
Mitchell	3,579	3,801	1,005	214	38	58	482	9,177
Montgomery	16,142	10,812	1,109	913	92	191	2,417	31,676
Morris	3,084	3,021	652	156	27	41	551	7,532
Morton	1,586	1,676	276	73	8	24	188	3,831
Nemaha	5,625	4,786	1,416	320	34	25	666	12,872
Neosho	7,845	6,689	1,146	489	39	100	1,177	17,485
Ness	1,793	2,636	709	117	11	34	265	5,565
Norton	2,798	2,764	893	156	26	49	420	7,106
Osage	8,823	6,492	1,284	486	70	155	1,592	18,902
Osborne	2,203	2,503	688	142	11	31	275	5,853
Ottawa	3,196	3,119	722	171	33	46	447	7,734
Pawnee	3,234	2,586	636	189	8	41	491	7,185
Phillips	3,224	3,291	1,049	243	44	43	430	8,324
Pottawatomie	10,969	7,715	1,877	597	45	140	1,556	22,899
Pratt	4,802	3,998	882	245	30	65	616	10,638
Rawlins	1,624	1,929	466	89	27	21	148	4,304
Reno	31,944	17,591	2,928	1,932	177	418	4,218	59,208
Republic	2,882	2,984	737	160	34	42	461	7,300
Rice	4,777	3,867	892	268	38	84	845	10,771
Riley	22,687	8,811	1,636	1,064	171	174	3,311	37,854
Rooks	2,826	2,968	776	187	27	61	517	7,362
Rush	1,881	2,011	444	105	24	21	299	4,785
Russell	3,734	3,404	786	203	38	62	583	8,810
Saline	28,728	14,229	2,799	1,608	273	335	4,332	52,304
Scott	2,523	2,542	644	175	10	32	365	6,291
Sedgwick	245,264	94,630	12,530	9,937	1,104	2,152	32,104	397,721
Seward	9,762	5,513	886	309	49	95	991	17,605
Shawnee	92,761	32,924	5,714	3,858	339	818	13,496	149,910
Sheridan	1,585	1,988	641	105	41	32	214	4,606
Sherman	3,159	2,869	812	241	57	61	368	7,567
Smith	2,240	2,575	841	103	38	40	342	6,179
Stafford	2,316	2,744	728	100	10	38	324	6,260
Stanton	1,132	1,295	309	75	0	25	132	2,968
Stevens	2,700	2,703	790	201	13	39	332	6,778
Sumner	12,157	9,217	1,328	669	78	193	1,846	25,488
Thomas	3,815	3,764	1,069	280	27	69	464	9,488
Trego	1,845	1,994	589	130	33	33	338	4,962
Wabaunsee	3,734	3,236	685	189	6	47	560	8,457
Wallace	905	1,341	365	55	2	12	111	2,791
Washington	3,118	3,339	948	156	8	34	713	8,316
Wichita	1,165	1,759	436	61	1	12	123	3,557
Wilson	4,765	4,580	769	295	29	60	850	11,348
Woodson	1,774	2,100	391	87	15	26	264	4,657
Wyandotte	71,861	24,813	3,269	2,627	96	386	9,501	112,553

Total 1,446,471 710,373 133,508 65,512 6,566 13,034 186,265 2,561,729

Kansas Based Active I.R.P. Registrations in 2006 3,187

Kansas Based Plates Issued Under IRP Proration in 2006 22,379

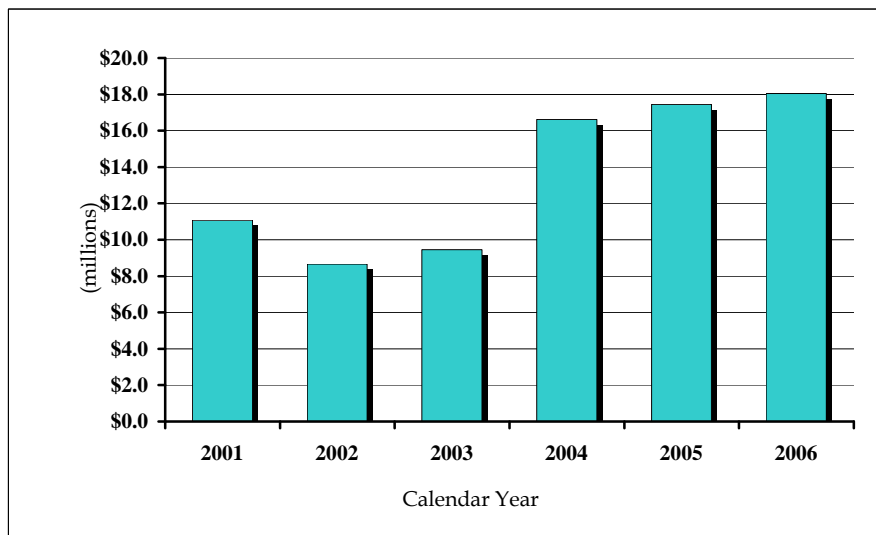
*A new tax system was established for recreational vehicles starting in 1995. RV data is for motorized RVs only.

** Special includes Personalized, National Guard, Amateur Radio, Disabled, Antique, Special Interest (street rod, etc.), Veteran, Pearl Harbor survivor, ex-POW, etc.

The figures reflect registrations sold in counties and reported to the Division; and should not be considered to be an exact number of vehicles on the road.

Driver License Fee Collections by Calendar Year

Driver licenses are issued by the Division of Vehicles for the operation of motor vehicles. The Division also issues Identification Cards. During the 1997 Legislative Session, House Bill 2073 was enacted. The bill extended the license renewal cycle from four to six years for licensed drivers between the ages of 21 and 65. All fees increased to the six-year rate at the previous cost per year. This legislation is partially responsible for the Calendar year 1997, 1998, and 1999 increases. During the 2003 Legislative Session, House Bill 2192 was enacted, which increased fees across the board for drivers' licenses and identification cards resulting in a significant collections increase in Calendar Year 2004.



<u>Calendar Year</u>	<u>Amount Collected</u>	<u>Percent Change</u>
2001	\$11,073,725	1.5%
2002	\$8,667,918	-21.7%
2003	\$9,454,201	9.1%
2004	\$16,618,470	75.8%
2005	\$17,452,243	5.0%
2006	\$18,047,511	3.4%

Driver Licenses by Age and License Class, Calendar Year 2006

Kansas Drivers by Age Category

<u>Age Category</u>	<u>Calendar Year</u> <u>2006</u>	<u>Percent of Total</u> <u>By Age</u>
14 and 15 (restricted license)	31,338	1.6%
16 - 24	316,941	15.8%
25 - 49	878,647	43.9%
50 - 64	464,850	23.2%
65 and over	<u>311,336</u>	15.5%
Total by Age	2,003,112	100.0%

Kansas Drivers by License Class

<u>License Class*</u>	<u>Calendar Year</u> <u>2006</u>	<u>Percent of Total</u> <u>By Class</u>
Class CDL	132,919	6.6%
Class A & B	24,455	1.2%
Class C	1,686,155	84.2%
Class M	<u>159,583</u>	8.0%
Total	2,003,112	100.0%

* Classes:

CDL: Commercial Driver License only, and in combinations A, B, C

Class A: combination vehicle

Class B: truck > 24,000 lbs or bus

Class C: regular automobile

Class M: motorcycle only, and in combinations AM, BM, CM