

Kansas Vehicle Registration and Driver Licence Fees, Calendar Year 2007

Vehicle Registration Fees **	Vehicle Registration Fees (cont.) **
Automobiles	Urban Buses: 8-30 passengers \$15.00
0 - 3000 lbs \$30.00	31 - 39 passengers \$30.00
3001 - 3999 lbs \$30.00	over 39 passengers \$60.00
4000 - 4500 lbs \$30.00	Transit Authorities \$2.00
over 4500 lbs \$40.00	Trailers: 8M \$15.00
County Registrations	12M \$25.00
Regular Truck - gross weight to:	Over 12M \$35.00
12M \$40.00	Drive-Away, first \$44.00
16M \$102.00	Drive-Away, others \$18.00
20M \$132.00	Antique, Regular \$40.00
24M \$197.00	Antique, Personalized \$40.00
26M \$312.00	Amateur Radio \$1.00 + standard fee
30M \$312.00	Special Interest \$26.00
36M \$375.00	National Guard standard fee
42M \$475.00	Pearl Harbor Survivor standard fee
48M \$605.00	Disabled standard fee
54M \$805.00	Purple Heart standard fee
60M \$1,010.00	Veteran standard fee
66M \$1,210.00	Educational Institution varies
74M \$1,535.00	Disabled Veteran, Ex-POW free
80M \$1,735.00	Medal of Honor free
85M \$1,935.00	Firefighter standard fee
Local, 6000 Mile & Custom Harvest Trucks to:	Veterans standard fee
16M \$62.00	Motorcycles \$16.00
20M \$102.00	Motor Bikes \$11.00
24M \$132.00	Dealer, full-privilege \$350.00
26M \$177.00	Dealer, regular, first \$275.00
30M \$177.00	Dealer, regular, others \$25.00
36M \$215.00	Personalized (one-time) \$40.00
42M \$245.00	<u>Interstate</u>
48M \$315.00	72 Hour \$26.00
54M \$415.00	30 Day varies by weight
60M \$480.00	Apportioned & Qrtr varies by weight
66M \$580.00	Job Hunter's Permit \$26.00
74M \$760.00	Modified Cab Card \$1.00
80M \$890.00	Replacement Cab Card \$3.00
85M \$1,010.00	<u>Driver License Fees</u>
Farm Truck - gross weight to:	Class A/B* \$28.00
16M \$37.00	Class C* \$22.00
20M \$42.00	Class M* \$16.50
24M \$52.00	CDL Class A, B or C* \$22.00
26M \$72.00	CDL Endorsements/each \$10.00
54M \$75.00	Hazardous Material Endorsement Fee \$95.00
60M \$190.00	CDL Instruction Permit* \$9.00
66M \$370.00	Instructional Permit* \$6.00
85M \$610.00	Farm Permit* \$12.00
County Qrtr Pay 1/4 of annual fee	Exam \$3.00
County 72 Hour \$26.00	Re-Exam \$1.50
County 30 Day varies by weight	DUI Exam \$25.00
	Duplicate* \$12.00
	Identification Card* \$15.00
	Senior (age 65 and over)/ \$8.00
	Handicapped ID Card* \$1.00
	Penalty \$4.00
	Photo \$4.00
	Concealed Carry \$15.00

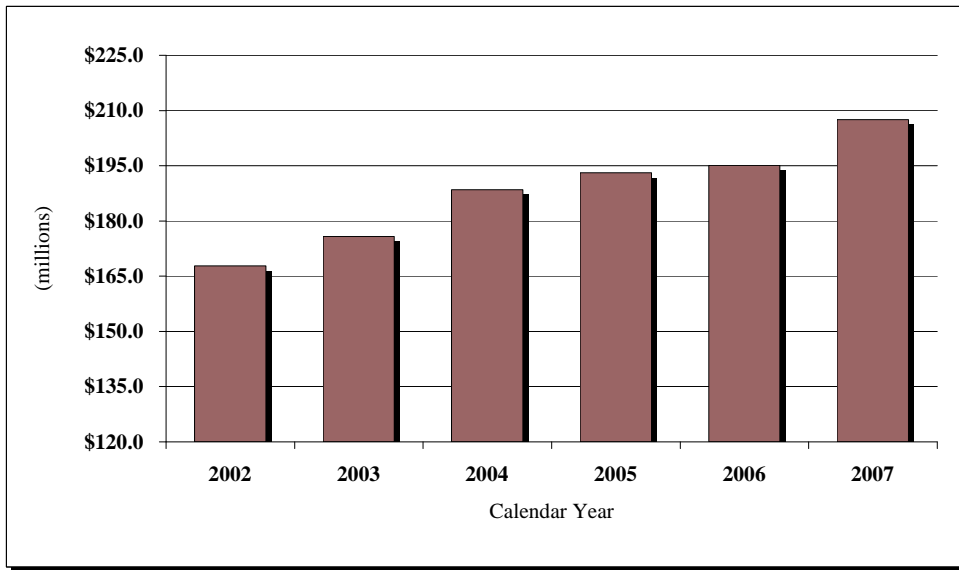
* Includes a \$4 fee for photograph. (In 1997 expiration extended to 6 years for drivers between ages of 21 and 65.)

** For all county-registered vehicles add \$5.00 county fee; and for new plates add a 50¢ reflector fee.

Effective 1/1/1993, the gross weight category of 24-30M is split into 24-26M and 26-30M. The registration fees for 24-26M & 26-30M are the same as the current 30M (92 Sess Ch 101 §1 & 2).

Total Vehicle Revenue Collections by Calendar Year

The Division of Vehicles is responsible for the collection of motor vehicle fees, including: titles, registration, motor carrier inspection (with the Kansas Highway Patrol), International Registration Plan, driver license, and dealer licensing. Registration is by calendar year.



<u>Calendar Year</u>	<u>Amount Collected</u>	<u>Percent Change</u>
2002	\$167,818,587	4.7%
2003	\$175,821,903	4.8%
2004	\$188,535,174	7.2%
2005	\$193,089,020	2.4%
2006	\$195,061,638	1.0%
2007	\$207,516,869	6.4%

Vehicle Revenue Collections Calendar Year 2007

Vehicle Revenue Collections by Source by Calendar Year

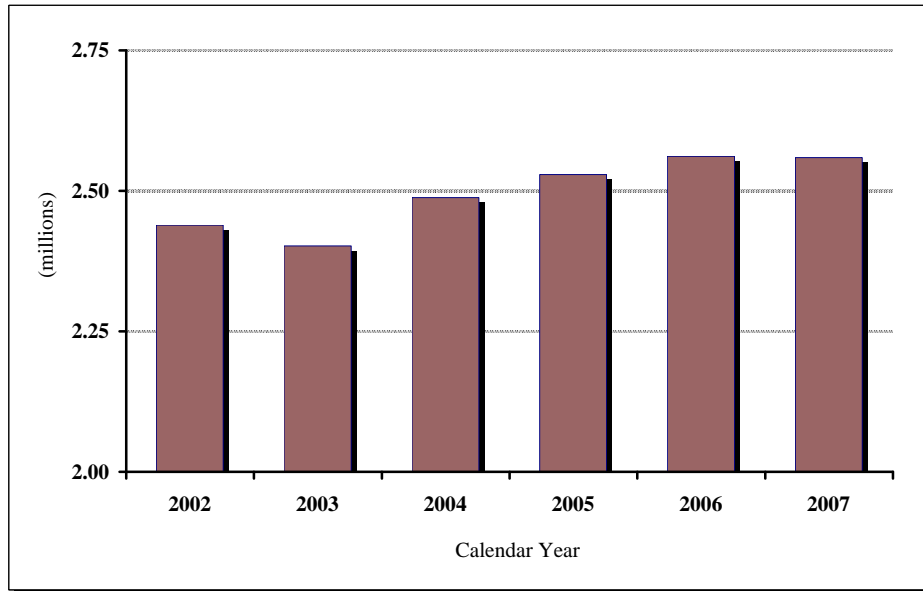
<u>Source</u>	<u>CY 2007 Collection</u>	<u>Percent Total</u>
Titles and Registration	\$144,360,276	69.6%
Interstate Apportioned	\$45,073,058	21.7%
Driver License	\$17,553,710	8.5%
Motor Carrier Inspection	<u>\$529,825</u>	<u>0.3%</u>
Total	\$207,516,869	100.0%

Vehicle Revenue Collections by Distribution by Calendar Year

<u>Funds</u>	<u>CY 2007 Collection</u>	<u>Percent Total</u>
State Highway	\$171,750,384	82.8%
County Funds	\$20,416,146	9.8%
Driver Safety	\$2,973,352	1.4%
Refunds	\$518,306	0.2%
Motorcycle Safety	\$117,958	0.06%
Other	<u>\$11,740,723</u>	<u>5.7%</u>
Total	\$207,516,869	100.0%

Motor Vehicle Registrations by Calendar Year

Registration is made at the county level and reported to the Division of Vehicles.



<u>Calendar Year</u>	<u>Number Vehicle Registrations</u>	<u>Percent Change</u>
2002	2,439,041	0.5%
2003	2,401,843	-1.5%
2004	2,488,284	3.6%
2005	2,529,069	1.6%
2006	2,561,729	1.3%
2007	2,559,078	-0.1%

Motor Vehicle Registrations by Type, Calendar Years 2006 and 2007

Vehicle Registration by Type and Percent Change

<u>Vehicle Type</u>	Calendar Year <u>2006</u>	Calendar Year <u>2007</u>	Percent Change
Automobiles	1,446,471	1,454,331	0.5%
Trucks	710,373	701,164	-1.3%
Trailers	133,508	122,732	-8.1%
Motorcycles	65,512	70,370	7.4%
Motorized Bicycles	6,566	7,163	9.1%
RV ¹	13,034	12,819	-1.6%
Special Registration	<u>186,265</u>	<u>190,499</u>	2.3%
Total	2,561,729	2,559,078	-0.1%

Vehicle Registration by Type and Percent Total

<u>Vehicle Type</u>	Percent Total <u>2006</u>	Percent Total <u>2007</u>
Automobiles	56.46%	56.83%
Trucks	27.73%	27.40%
Trailers	5.21%	4.80%
Motorcycles	2.56%	2.75%
Motorized Bicycles	0.26%	0.28%
RV ¹	0.51%	0.50%
Special Registration	7.27%	7.44%
Total	100.00%	100.00%

Notes:

1) RV total is for motorized RVs only. A new tax system was established for recreational vehicles starting in 1995.

Motor Vehicle Registrations by County, Calendar Year 2007

<u>County</u>	<u>Auto</u>	<u>Truck</u>	<u>Trailer</u>	<u>Motor Cycle</u>	<u>Motor Bike</u>	<u>RV*</u>	<u>Special **</u>	<u>Total</u>
Allen	6,388	5,240	737	427	72	92	1,051	14,007
Anderson	3,990	3,728	721	202	40	46	671	9,398
Atchison	7,926	5,377	1,214	370	22	64	1,294	16,267
Barber	2,351	2,763	453	172	20	24	328	6,111
Barton	13,953	9,677	2,018	768	64	205	1,948	28,633
Bourbon	6,876	4,844	747	386	40	64	964	13,921
Brown	5,222	3,936	1,060	339	32	43	915	11,547
Butler	30,832	18,574	2,800	1,974	175	440	5,199	59,994
Chase	1,450	1,506	292	107	4	18	211	3,588
Chautauqua	1,597	2,317	285	95	1	37	274	4,606
Cherokee	8,823	7,733	977	638	20	103	1,902	20,196
Cheyenne	1,609	1,680	450	91	8	23	236	4,097
Clark	1,074	1,070	181	70	7	22	191	2,615
Clay	4,381	3,448	750	269	28	75	767	9,718
Cloud	4,558	3,814	841	330	62	60	748	10,413
Coffey	4,677	4,186	859	333	31	69	763	10,918
Comanche	866	1,093	184	77	1	8	148	2,377
Cowley	16,408	10,880	1,399	1,048	108	240	2,634	32,717
Crawford	16,855	10,374	1,349	1,043	80	137	2,574	32,412
Decatur	1,813	2,090	599	97	14	37	189	4,839
Dickinson	10,016	7,182	1,378	694	71	126	1,831	21,298
Doniphan	3,818	3,328	891	227	5	40	590	8,899
Douglas	51,835	15,735	2,773	1,973	313	318	5,477	78,424
Edwards	1,681	1,871	414	57	14	26	241	4,304
Elk	1,374	1,847	267	46	8	23	257	3,822
Ellis	13,738	8,635	1,774	918	196	149	1,980	27,390
Ellsworth	2,997	2,719	701	195	55	32	532	7,231
Finney	16,744	9,527	1,928	875	87	175	2,033	31,369
Ford	14,148	8,288	1,257	660	45	128	1,566	26,092
Franklin	13,288	8,695	1,648	819	83	181	2,066	26,780
Geary	16,291	5,700	859	770	40	125	2,699	26,484
Gove	1,584	2,007	557	89	24	41	273	4,575
Graham	1,555	1,629	376	105	40	46	234	3,985
Grant	3,590	3,482	876	281	20	37	397	8,683
Gray	2,681	3,218	716	203	10	40	340	7,208
Greeley	683	998	249	38	2	19	128	2,117
Greenwood	3,345	3,682	640	136	28	37	602	8,470
Hamilton	1,156	1,394	357	92	5	17	225	3,246
Harper	3,017	2,868	537	176	42	45	521	7,206
Harvey	18,366	9,051	1,473	1,096	154	201	2,326	32,667
Haskell	2,125	2,336	552	110	13	29	240	5,405
Hodgeman	1,027	1,516	258	58	2	15	152	3,028
Jackson	6,650	5,371	1,270	380	26	94	1,162	14,953
Jefferson	10,313	7,382	1,729	719	35	160	1,514	21,852
Jewell	1,829	2,299	786	121	23	38	332	5,428
Johnson	334,806	65,172	8,935	10,840	594	1,096	27,764	449,207
Kearny	2,017	2,072	535	107	8	34	281	5,054
Kingman	4,124	4,168	964	239	27	57	713	10,292
Kiowa	1,254	1,592	396	80	5	14	187	3,528
Labette	10,114	7,405	747	625	49	113	1,741	20,794
Lane	1,052	1,333	279	51	17	25	129	2,886
Leavenworth	33,960	16,610	2,955	2,268	67	344	6,734	62,938
Lincoln	1,722	1,914	585	79	13	24	298	4,635
Linn	5,052	4,647	973	336	26	82	886	12,002
Logan	1,507	1,578	408	125	15	25	209	3,867
Lyon	15,667	9,753	1,308	746	126	167	1,924	29,691
Marion	6,502	5,135	945	374	112	79	1,023	14,170
Marshall	5,741	4,958	1,132	339	37	71	946	13,224
McPherson	15,478	10,143	2,297	1,156	163	187	2,459	31,883

Motor Vehicle Registrations by County, Calendar Year 2007

<u>County</u>	<u>Auto</u>	<u>Truck</u>	<u>Trailer</u>	<u>Motor Cycle</u>	<u>Motor Bike</u>	<u>RV*</u>	<u>Special **</u>	<u>Total</u>
Meade	2,178	2,138	398	103	25	48	304	5,194
Miami	17,404	10,957	2,671	1,089	49	216	2,641	35,027
Mitchell	3,577	3,555	892	232	40	56	455	8,807
Montgomery	15,845	10,739	1,023	1,100	92	191	2,481	31,471
Morris	3,047	2,905	618	149	27	35	559	7,340
Morton	1,565	1,598	258	81	9	20	194	3,725
Nemaha	5,581	4,617	1,347	357	32	26	654	12,614
Neosho	7,749	6,530	1,036	537	67	87	1,059	17,065
Ness	1,762	2,576	679	122	11	30	291	5,471
Norton	2,784	2,743	845	187	43	53	426	7,081
Osage	8,818	6,344	1,150	535	62	153	1,549	18,611
Osborne	2,154	2,415	660	157	14	33	258	5,691
Ottawa	3,133	2,991	674	194	35	46	486	7,559
Pawnee	3,208	2,509	643	216	18	43	510	7,147
Phillips	3,164	3,227	1,068	257	44	37	456	8,253
Pottawatomie	11,056	7,664	1,723	658	55	137	1,566	22,859
Pratt	4,743	3,887	832	257	37	67	643	10,466
Rawlins	1,617	1,823	429	86	26	21	148	4,150
Reno	31,861	17,437	2,593	2,073	179	385	4,299	58,827
Republic	2,818	2,831	678	185	38	43	459	7,052
Rice	4,707	3,863	851	275	38	82	873	10,689
Riley	23,030	8,760	1,516	1,137	196	180	3,244	38,063
Rooks	2,809	2,864	753	193	27	55	527	7,228
Rush	1,891	1,925	415	123	54	17	328	4,753
Russell	3,692	3,306	690	214	35	58	620	8,615
Saline	28,709	13,979	2,560	1,709	297	331	4,460	52,045
Scott	2,531	2,442	590	193	13	38	374	6,181
Sedgwick	247,817	95,546	11,566	10,716	1,189	2,096	33,141	402,071
Seward	9,909	5,607	849	322	48	94	1,056	17,885
Shawnee	92,845	32,904	5,352	4,153	403	804	13,412	149,873
Sheridan	1,538	1,861	574	107	47	32	212	4,371
Sherman	3,134	2,754	712	254	67	63	394	7,378
Smith	2,227	2,454	762	105	45	40	337	5,970
Stafford	2,263	2,659	712	102	11	35	316	6,098
Stanton	1,111	1,301	251	80	0	24	125	2,892
Stevens	2,695	2,563	716	199	19	38	333	6,563
Sumner	12,161	8,976	1,231	755	83	174	1,845	25,225
Thomas	3,762	3,788	1,032	287	34	61	505	9,469
Trego	1,842	1,894	550	142	41	36	368	4,873
Wabaunsee	3,698	3,085	616	189	5	40	590	8,223
Wallace	878	1,312	341	69	3	10	109	2,722
Washington	3,114	3,292	914	165	12	40	666	8,203
Wichita	1,131	1,666	382	59	4	15	154	3,411
Wilson	4,727	4,487	697	301	45	56	847	11,160
Woodson	1,722	2,067	387	95	13	30	269	4,583
Wyandotte	71,828	24,753	2,855	2,812	102	376	9,937	112,663

Total 1,454,331 701,164 122,732 70,370 7,163 12,819 190,499 2,559,078

Kansas Based Active I.R.P. Registrations in 2007 3,388

Kansas Based Plates Issued Under IRP Proration in 2007 24,141

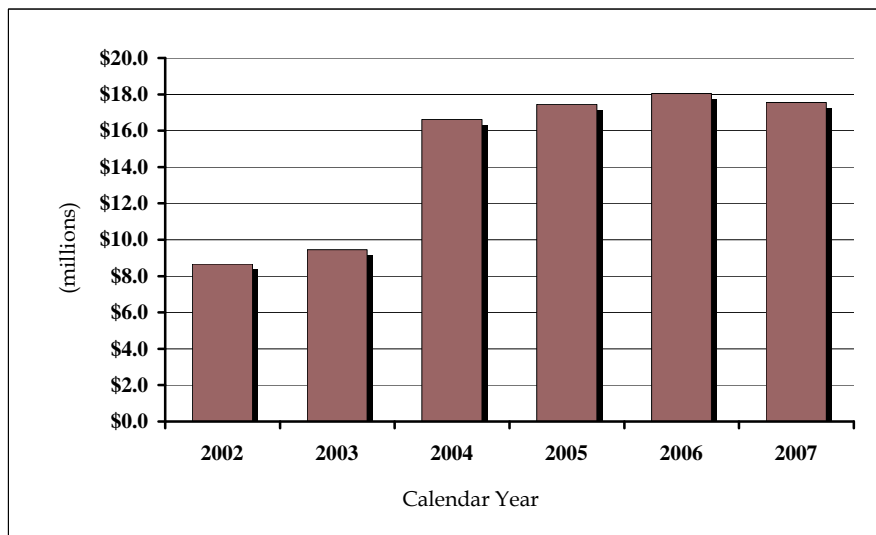
*A new tax system was established for recreational vehicles starting in 1995. RV data is for motorized RVs only.

** Special includes Personalized, National Guard, Amateur Radio, Disabled, Antique, Special Interest (street rod, etc.), Veteran, Pearl Harbor survivor, ex-POW, etc.

The figures reflect registrations sold in counties and reported to the Division; and should not be considered to be an exact number of vehicles on the road.

Driver License Fee Collections by Calendar Year

Driver licenses are issued by the Division of Vehicles for the operation of motor vehicles. The Division also issues Identification Cards. During the 1997 Legislative Session, House Bill 2073 was enacted. The bill extended the license renewal cycle from four to six years for licensed drivers between the ages of 21 and 65. All fees increased to the six-year rate at the previous cost per year. This legislation is partially responsible for the Calendar year 1997, 1998, and 1999 increases. During the 2003 Legislative Session, House Bill 2192 was enacted, which increased fees across the board for drivers' licenses and identification cards resulting in a significant collections increase in Calendar Year 2004.



<u>Calendar Year</u>	<u>Amount Collected</u>	<u>Percent Change</u>
2002	\$8,667,918	-21.7%
2003	\$9,454,201	9.1%
2004	\$16,618,470	75.8%
2005	\$17,452,243	5.0%
2006	\$18,047,511	3.4%
2007	\$17,553,710	-2.7%

Driver Licenses by Age and License Class, Calendar Year 2007

Kansas Drivers by Age Category

<u>Age Category</u>	<u>Calendar Year</u> <u>2007</u>	<u>Percent of Total</u> <u>By Age</u>
14 and 15 (restricted license)	29,912	1.5%
16 - 24	314,982	15.6%
25 - 49	875,530	43.4%
50 - 64	479,860	23.8%
65 and over	<u>317,935</u>	15.8%
Total by Age	2,018,219	100.0%

Kansas Drivers by License Class

<u>License Class*</u>	<u>Calendar Year</u> <u>2007</u>	<u>Percent of Total</u> <u>By Class</u>
Class CDL	134,833	6.7%
Class A & B	23,565	1.2%
Class C	1,697,836	84.1%
Class M	<u>161,985</u>	8.0%
Total	2,018,219	100.0%

* Classes:

CDL: Commercial Driver License only, and in combinations A, B, C

Class A: combination vehicle

Class B: truck > 24,000 lbs or bus

Class C: regular automobile

Class M: motorcycle only, and in combinations AM, BM, CM