

---

---

**DIVISION OF  
VEHICLES**

---

---

## Kansas Vehicle Registration and Driver Licence Fees, Calendar Year 2008

Vehicle Registration Fees **	
Automobiles	
0 - 3000 lbs	\$30.00
3001 - 3999 lbs	\$30.00
4000 - 4500 lbs	\$30.00
over 4500 lbs	\$40.00
County Registrations	
Regular Truck - gross weight to:	
12M	\$40.00
16M	\$102.00
20M	\$132.00
24M	\$197.00
26M	\$312.00
30M	\$312.00
36M	\$375.00
42M	\$475.00
48M	\$605.00
54M	\$805.00
60M	\$1,010.00
66M	\$1,210.00
74M	\$1,535.00
80M	\$1,735.00
85M	\$1,935.00
Local, 6000 Mile & Custom Harvest Trucks to:	
16M	\$62.00
20M	\$102.00
24M	\$132.00
26M	\$177.00
30M	\$177.00
36M	\$215.00
42M	\$245.00
48M	\$315.00
54M	\$415.00
60M	\$480.00
66M	\$580.00
74M	\$760.00
80M	\$890.00
85M	\$1,010.00
Farm Truck - gross weight to:	
16M	\$37.00
20M	\$42.00
24M	\$52.00
26M	\$72.00
54M	\$75.00
60M	\$190.00
66M	\$370.00
85M	\$610.00
County Qtr Pay	1/4 of annual fee
County 72 Hour	\$26.00
County 30 Day	varies by weight

Vehicle Registration Fees (cont.) **	
Urban Buses: 8-30 passengers	\$15.00
31 - 39 passengers	\$30.00
over 39 passengers	\$60.00
Transit Authorities	\$2.00
Trailers:	
8M	\$15.00
12M	\$25.00
Over 12 M	\$35.00
Drive-Away, first	\$44.00
Drive-Away, others	\$18.00
Antique, Regular	\$40.00
Antique, Personalized	\$40.00
Amateur Radio	\$1.00 + standard fee
Special Interest	\$26.00
National Guard	standard fee
Pearl Harbor Survivor	standard fee
Disabled	standard fee
Purple Heart	standard fee
Veteran	standard fee
Educational Institution	varies
Disabled Veteran, Ex-POW	free
Medal of Honor	free
Firefighter	standard fee
Veterans	standard fee
Emergency Medical Services	standard fee
Breast Cancer Research and Outreach	standard fee
Motorcycles	\$16.00
Motor Bikes	\$11.00
Dealer, full-privilege	\$350.00
Dealer, regular, first	\$275.00
Dealer, regular, others	\$25.00
Personalized (one-time)	\$40.00
<b><u>Interstate</u></b>	
72 Hour	\$26.00
30 Day	varies by weight
Apportioned & Qtr	varies by weight
Job Hunter's Permit	\$26.00
Modified Cab Card	\$1.00
Replacement Cab Card	\$3.00
<b><u>Driver License Fees</u></b>	
Class A/B *	\$28.00
Class C*	\$22.00
Class M*	\$16.50
CDL Class A, B or C*	\$22.00
CDL Endorsements/each	\$10.00
Hazardous Material Endorsement Fee	\$95.00
CDL Instruction Permit*	\$9.00
Instructional Permit*	\$6.00
Farm Permit*	\$12.00
Exam	\$3.00
Re-Exam	\$1.50
DUI Exam	\$25.00
Duplicate*	\$12.00
Identification Card*	\$15.00
Senior (age 65 and over)/ Handicapped ID Card *	\$8.00
Penalty	\$1.00
Photo	\$4.00
Concealed Carry	\$15.00

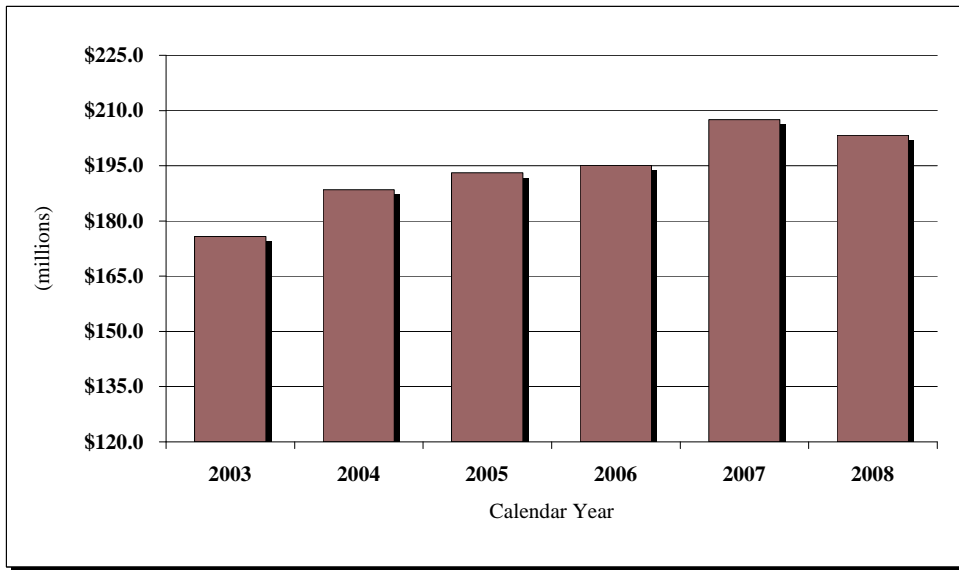
\* Includes a \$4 fee for photograph. (In 1997 expiration extended to 6 years for drivers between ages of 21 and 65.)

\*\* For all county-registered vehicles add \$5.00 county fee; and for new plates add a 50¢ reflector fee.

Effective 1/1/1993, the gross weight category of 24-30M is split into 24-26M and 26-30M. The registration fees for 24-26M & 26-30M are the same as the current 30M (92 Sess Ch 101 §1 & 2).

## Total Vehicle Revenue Collections by Calendar Year

The Division of Vehicles is responsible for the collection of motor vehicle fees, including: titles, registration, motor carrier inspection (with the Kansas Highway Patrol), International Registration Plan, driver license, and dealer licensing. Registration is by calendar year.



<u>Calendar Year</u>	<u>Amount Collected</u>	<u>Percent Change</u>
2003	\$175,821,903	4.8%
2004	\$188,535,174	7.2%
2005	\$193,089,020	2.4%
2006	\$195,061,638	1.0%
2007	\$207,516,869	6.4%
2008	\$203,275,873	-2.0%

## Vehicle Revenue Collections Calendar Year 2008

### Vehicle Revenue Collections by Source by Calendar Year

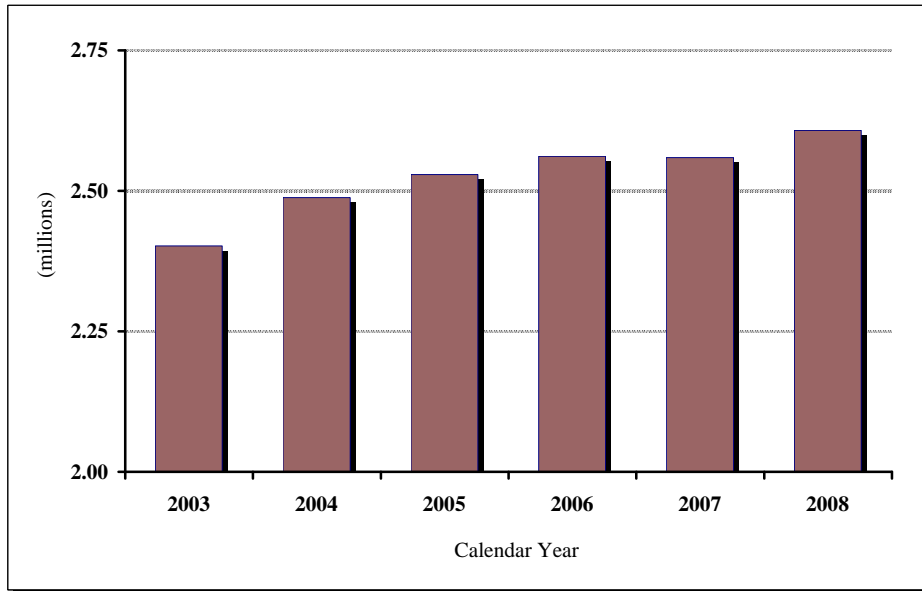
<u>Source</u>	<u>CY 2008 Collection</u>	<u>Percent Total</u>
Titles and Registration	\$146,653,026	72.1%
Interstate Apportioned	\$42,900,148	21.1%
Driver License	\$13,218,423	6.5%
Motor Carrier Inspection	<u>\$504,276</u>	<u>0.2%</u>
Total	\$203,275,873	100.0%

### Vehicle Revenue Collections by Distribution by Calendar Year

<u>Funds</u>	<u>CY 2008 Collection</u>	<u>Percent Total</u>
State Highway	\$169,141,912	83.2%
County Funds	\$20,769,000	10.2%
Driver Safety	\$1,821,746	0.9%
Refunds	\$437,023	0.2%
Motorcycle Safety	\$63,727	0.03%
Other	<u>\$11,042,465</u>	<u>5.4%</u>
Total	\$203,275,873	100.0%

## Motor Vehicle Registrations by Calendar Year

Registration is made at the county level and reported to the Division of Vehicles.



<u>Calendar Year</u>	<u>Number Vehicle Registrations</u>	<u>Percent Change</u>
2003	2,401,843	-1.5%
2004	2,488,284	3.6%
2005	2,529,069	1.6%
2006	2,561,729	1.3%
2007	2,559,078	-0.1%
2008	2,607,451	1.9%

## Motor Vehicle Registrations by Type, Calendar Years 2007 and 2008

### Vehicle Registration by Type and Percent Change

<u>Vehicle Type</u>	Calendar Year <u>2007</u>	Calendar Year <u>2008</u>	Percent Change
Automobiles	1,454,331	1,454,113	0.0%
Trucks	701,164	707,762	0.9%
Trailers	122,732	144,717	17.9%
Motorcycles	70,370	76,361	8.5%
Motorized Bicycles	7,163	8,241	15.0%
RV <sup>1</sup>	12,819	12,261	-4.4%
Special Registration	<u>190,499</u>	<u>203,996</u>	7.1%
Total	2,559,078	2,607,451	1.9%

### Vehicle Registration by Type and Percent Total

<u>Vehicle Type</u>	Percent Total <u>2007</u>	Percent Total <u>2008</u>
Automobiles	56.83%	55.77%
Trucks	27.40%	27.14%
Trailers	4.80%	5.55%
Motorcycles	2.75%	2.93%
Motorized Bicycles	0.28%	0.32%
RV <sup>1</sup>	0.50%	0.47%
Special Registration	7.44%	7.82%
Total	100.00%	100.00%

*Notes:*

1) RV total is for motorized RVs only. A new tax system was established for recreational vehicles starting in 1995.

## Motor Vehicle Registrations by County, Calendar Year 2008

<u>County</u>	<u>Auto</u>	<u>Truck</u>	<u>Trailer</u>	<u>Motor Cycle</u>	<u>Motor Bike</u>	<u>RV*</u>	<u>Special **</u>	<u>Total</u>
Allen	6,258	5,258	896	500	81	84	1,098	14,175
Anderson	3,990	3,754	817	233	44	51	730	9,619
Atchison	7,797	5,399	1,414	413	32	74	1,404	16,533
Barber	2,316	2,930	524	174	28	19	347	6,338
Barton	13,999	10,075	2,337	805	77	191	2,105	29,589
Bourbon	6,896	4,856	843	420	60	50	1,002	14,127
Brown	5,192	4,039	1,254	366	33	46	965	11,895
Butler	31,091	18,727	3,331	2,196	201	440	5,776	61,762
Chase	1,434	1,516	335	103	2	14	280	3,684
Chautauqua	1,554	2,380	330	96	3	37	295	4,695
Cherokee	8,609	7,756	1,204	654	33	85	1,985	20,326
Cheyenne	1,573	1,761	569	115	8	20	248	4,294
Clark	1,042	1,061	220	75	6	27	235	2,666
Clay	4,371	3,537	922	313	36	67	885	10,131
Cloud	4,560	3,918	1,007	351	84	58	817	10,795
Coffey	4,635	4,215	1,035	361	34	75	845	11,200
Comanche	869	1,171	222	87	1	10	140	2,500
Cowley	16,201	10,892	1,716	1,138	117	235	2,835	33,134
Crawford	16,677	10,495	1,675	1,147	91	121	2,800	33,006
Decatur	1,778	2,135	695	111	16	32	231	4,998
Dickinson	9,934	7,267	1,771	775	97	137	1,971	21,952
Doniphan	3,753	3,454	1,059	253	6	43	627	9,195
Douglas	51,611	15,663	3,196	2,184	401	291	5,924	79,270
Edwards	1,637	1,894	461	60	16	23	243	4,334
Elk	1,394	1,884	348	47	7	20	297	3,997
Ellis	13,716	8,912	2,227	991	242	134	2,113	28,335
Ellsworth	2,934	2,824	799	206	63	30	627	7,483
Finney	16,910	9,861	2,316	970	93	164	2,346	32,660
Ford	13,999	8,245	1,489	723	42	119	1,679	26,296
Franklin	13,139	8,586	1,851	870	94	167	2,197	26,904
Geary	17,010	5,919	1,103	987	48	121	3,003	28,191
Gove	1,591	2,086	678	92	29	39	276	4,791
Graham	1,553	1,678	478	133	41	45	268	4,196
Grant	3,624	3,641	1,099	300	25	42	434	9,165
Gray	2,705	3,373	865	213	14	38	336	7,544
Greeley	675	1,034	315	46	3	18	126	2,217
Greenwood	3,236	3,720	727	149	23	37	646	8,538
Hamilton	1,137	1,397	398	89	6	17	244	3,288
Harper	2,956	2,924	627	195	43	45	528	7,318
Harvey	18,408	9,037	1,737	1,137	173	187	2,522	33,201
Haskell	2,168	2,480	653	112	13	27	248	5,701
Hodgeman	1,008	1,567	296	57	3	14	157	3,102
Jackson	6,573	5,422	1,458	419	24	87	1,299	15,282
Jefferson	10,380	7,318	2,003	752	36	161	1,687	22,337
Jewell	1,813	2,345	919	124	30	33	366	5,630
Johnson	337,403	64,230	10,556	11,609	641	1,053	29,572	455,064
Kearny	1,989	2,075	634	108	10	33	290	5,139
Kingman	4,145	4,290	1,113	254	32	50	739	10,623
Kiowa	1,160	1,587	411	75	8	12	173	3,426
Labette	9,960	7,552	875	691	60	110	1,801	21,049
Lane	1,035	1,414	342	62	19	24	157	3,053
Leavenworth	33,897	16,693	3,641	2,426	77	348	7,101	64,183
Lincoln	1,659	1,929	686	98	19	22	339	4,752
Linn	5,028	4,605	1,147	360	25	82	920	12,167
Logan	1,522	1,680	493	118	17	28	246	4,104
Lyon	15,035	9,722	1,473	824	145	153	2,145	29,497
Marion	6,313	5,240	1,123	414	113	75	1,145	14,423
Marshall	5,643	5,146	1,381	378	43	65	1,078	13,734
McPherson	15,402	10,260	2,636	1,242	189	170	2,594	32,493

**Motor Vehicle Registrations by County, Calendar Year 2008**

<u>County</u>	<u>Auto</u>	<u>Truck</u>	<u>Trailer</u>	<u>Motor Cycle</u>	<u>Motor Bike</u>	<u>RV*</u>	<u>Special **</u>	<u>Total</u>
Meade	2,207	2,271	531	123	33	48	338	5,551
Miami	17,451	10,889	3,132	1,167	58	221	2,791	35,709
Mitchell	3,532	3,683	1,073	246	41	52	524	9,151
Montgomery	15,509	10,657	1,126	1,154	103	165	2,642	31,356
Morris	3,024	2,957	714	166	32	42	587	7,522
Morton	1,564	1,689	315	86	12	25	222	3,913
Nemaha	5,591	4,738	1,576	386	30	29	692	13,042
Neosho	7,597	6,615	1,211	587	114	84	1,144	17,352
Ness	1,733	2,720	819	122	16	26	310	5,746
Norton	2,778	2,855	1,022	238	51	62	450	7,456
Osage	8,681	6,300	1,379	559	63	150	1,598	18,730
Osborne	2,189	2,514	773	169	22	29	294	5,990
Ottawa	3,236	3,048	776	214	37	48	535	7,894
Pawnee	3,104	2,607	709	222	23	40	575	7,280
Phillips	3,137	3,364	1,208	254	49	43	485	8,540
Pottawatomie	11,200	7,729	2,027	722	59	135	1,676	23,548
Pratt	4,715	3,997	1,000	315	43	65	671	10,806
Rawlins	1,534	1,963	540	96	24	22	175	4,354
Reno	31,541	17,672	3,122	2,296	244	361	4,620	59,856
Republic	2,737	3,000	803	197	41	37	501	7,316
Rice	4,609	3,954	984	307	64	72	938	10,928
Riley	23,446	8,982	1,764	1,313	205	167	3,515	39,392
Rooks	2,746	3,006	903	213	27	61	554	7,510
Rush	1,840	1,996	513	116	68	29	353	4,915
Russell	3,645	3,330	839	249	41	51	689	8,844
Saline	28,552	14,146	2,989	1,884	330	313	4,712	52,926
Scott	2,516	2,563	745	221	19	37	407	6,508
Sedgwick	249,557	95,363	13,184	11,806	1,305	1,963	35,398	408,576
Seward	9,759	5,629	968	331	56	79	1,049	17,871
Shawnee	92,726	32,777	6,019	4,432	403	786	13,850	150,993
Sheridan	1,539	1,978	715	120	44	33	256	4,685
Sherman	3,038	2,775	889	255	78	61	409	7,505
Smith	2,183	2,532	896	118	68	39	377	6,213
Stafford	2,186	2,777	808	120	11	33	366	6,301
Stanton	1,124	1,337	340	92	4	22	128	3,047
Stevens	2,707	2,740	867	206	20	29	385	6,954
Sumner	12,144	9,052	1,419	788	106	181	1,944	25,634
Thomas	3,784	3,897	1,206	317	47	60	534	9,845
Trego	1,809	2,004	681	150	36	33	393	5,106
Wabaunsee	3,642	3,166	770	219	6	42	627	8,472
Wallace	866	1,379	410	68	3	7	126	2,859
Washington	3,112	3,340	1,060	176	12	32	734	8,466
Wichita	1,088	1,712	487	69	6	10	180	3,552
Wilson	4,688	4,507	848	318	84	57	913	11,415
Woodson	1,703	2,119	417	82	13	29	301	4,664
Wyandotte	71,147	24,604	3,410	2,871	133	351	10,541	113,057

Total 1,454,113 707,762 144,717 76,361 8,241 12,261 203,996 2,607,451

Kansas Based Active I.R.P. Registrations in 2008 3,104

Kansas Based Plates Issued Under IRP Proration in 2008 40,463

\*A new tax system was established for recreational vehicles starting in 1995. RV data is for motorized RVs only.

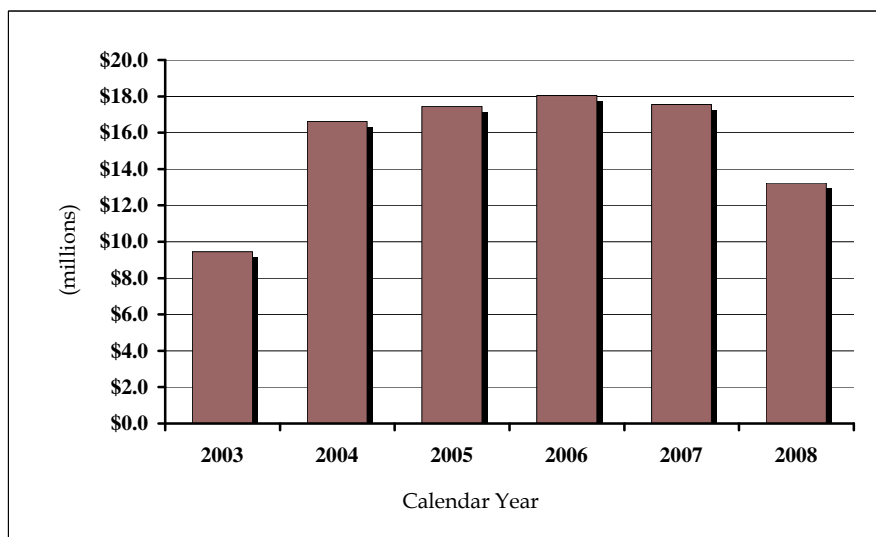
\*\* Special includes Personalized, National Guard, Amateur Radio, Disabled, Antique, Special Interest (street rod, etc.), Veteran, Pearl Harbor survivor, ex-POW, etc.

The figures reflect registrations sold in counties and reported to the Division; and should not be considered to be an exact number of vehicles on the road.



## Driver License Fee Collections by Calendar Year

Driver licenses are issued by the Division of Vehicles for the operation of motor vehicles. The Division also issues Identification Cards. During the 1997 Legislative Session, House Bill 2073 was enacted. The bill extended the license renewal cycle from four to six years for licensed drivers between the ages of 21 and 65. All fees increased to the six-year rate at the previous cost per year. This legislation is partially responsible for the Calendar year 1997, 1998, and 1999 increases. During the 2003 Legislative Session, House Bill 2192 was enacted, which increased fees across the board for drivers' licenses and identification cards resulting in a significant collections increase in Calendar Year 2004.



<u>Calendar Year</u>	<u>Amount Collected</u>	<u>Percent Change</u>
2003	\$9,454,201	9.1%
2004	\$16,618,470	75.8%
2005	\$17,452,243	5.0%
2006	\$18,047,511	3.4%
2007	\$17,553,710	-2.7%
2008	\$13,218,423	-24.7%

## Driver Licenses by Age and License Class, Calendar Year 2008

### Kansas Drivers by Age Category

<u>Age Category</u>	<u>Calendar Year 2008</u>	<u>Percent of Total By Age</u>
14 and 15 (restricted license)	28,329	1.4%
16 - 24	308,733	15.3%
25 - 49	867,036	42.9%
50 - 64	494,261	24.4%
65 and over	<u>323,546</u>	16.0%
Total by Age	2,021,905	100.0%

### Kansas Drivers by License Class

<u>License Class*</u>	<u>Calendar Year 2008</u>	<u>Percent of Total By Class</u>
Class CDL	135,601	6.7%
Class A & B	22,938	1.1%
Class C	1,696,765	83.9%
Class M	<u>166,601</u>	8.2%
Total	2,021,905	100.0%

\* Classes:

CDL: Commercial Driver License only, and in combinations A, B, C

Class A: combination vehicle

Class B: truck > 24,000 lbs or bus

Class C: regular automobile

Class M: motorcycle only, and in combinations AM, BM, CM