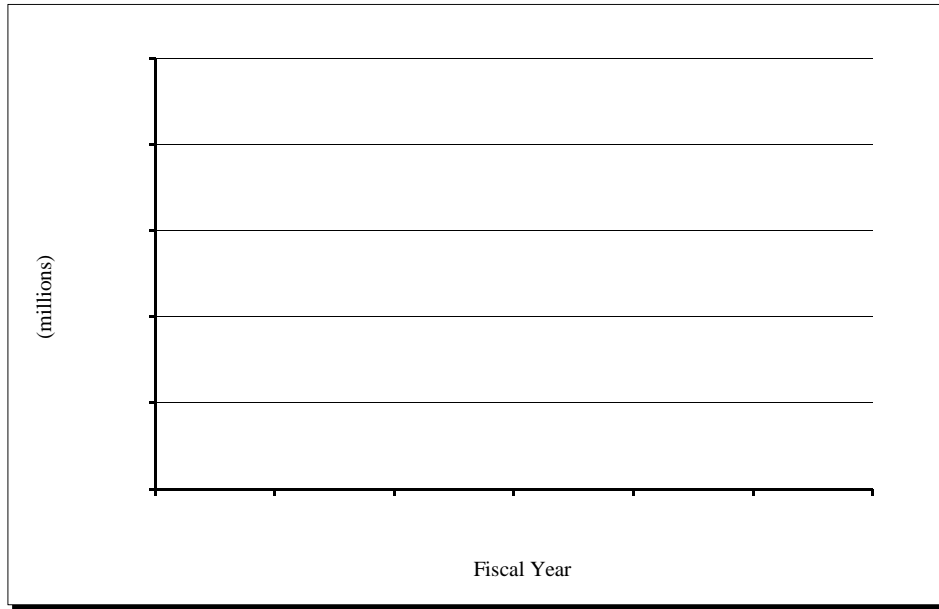


## Gallonage Tax Receipts by Components and Fiscal Year

### Gross Gallonage Tax by Components

	Fiscal Year <u>2009</u>	Fiscal Year <u>2010</u>	Percent <u>Change</u>
Alcohol and Spirits	\$9,257,305	\$9,156,711	-1.1%
Fortified and Light Wine	\$1,108,537	\$1,172,678	5.8%
Strong Beer	\$8,774,390	\$8,539,187	-2.7%
Cereal Malt Beverage	<u>\$2,088,657</u>	<u>\$1,989,044</u>	-4.8%
Total	\$21,228,889	\$20,857,620	-1.7%

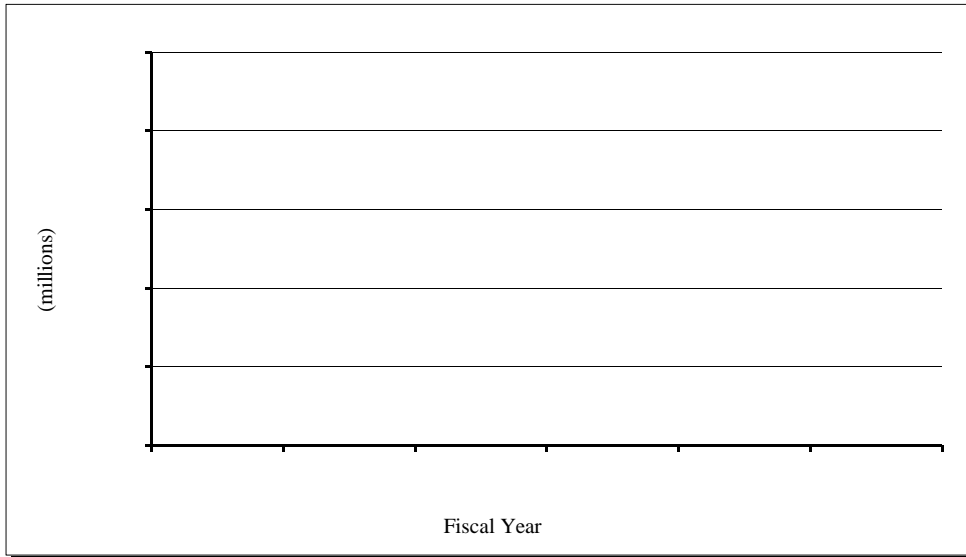


### Total Gallonage Tax by Fiscal Year

Fiscal <u>Year</u>	Amount <u>Collected</u>	Percent <u>Change</u>
2005	\$18,574,828	-1.1%
2006	\$19,598,134	5.5%
2007	\$19,991,789	2.0%
2008	\$20,702,823	3.6%
2009	\$21,228,889	2.5%
2010	\$20,857,620	-1.7%

## Liquor Excise Tax Gross Receipts

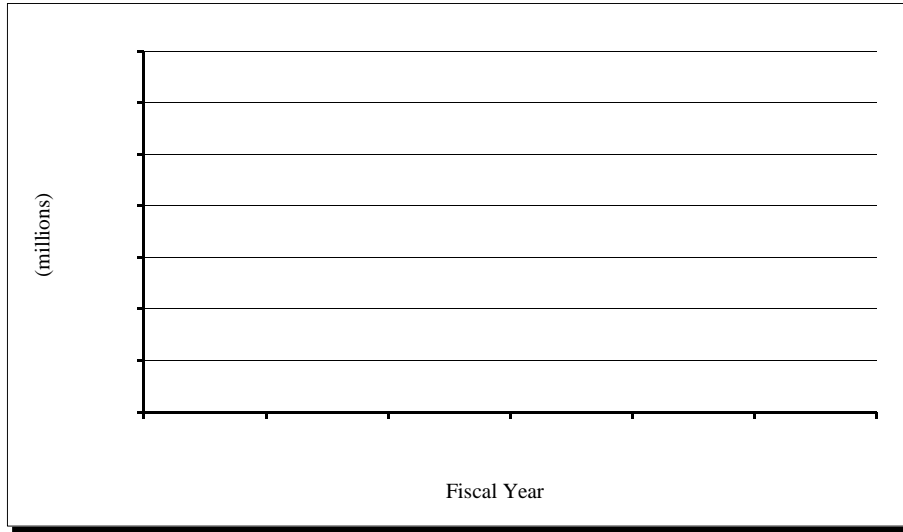
The liquor excise tax is a 10% retail tax on gross receipts from the sale of liquor on-premises at private clubs, drinking establishments open to the public and caterers. It is imposed on all alcoholic beverages, including cereal malt. Seventy percent of the collection is returned to the locality from which collected, 25% is credited to the State General Fund and 5% to the Community Alcoholism and Intoxication Programs Fund. This tax is collected by the Division of Tax Operations rather than the Division of Alcoholic Beverage Control.



<u>Fiscal Year</u>	<u>Amount Collected</u>	<u>Percent Change</u>
2005	\$29,826,910	4.0%
2006	\$32,051,923	7.5%
2007	\$34,307,823	7.0%
2008	\$35,639,204	3.9%
2009	\$36,578,860	2.6%
2010	\$35,764,829	-2.2%

## Liquor Enforcement Tax Gross Receipts

The liquor enforcement tax is imposed upon the gross receipts from the sale of liquor to consumers by retailers, microbreweries, and farm wineries. Also on the gross receipts from the sale of liquor and cereal malt beverage to clubs, drinking establishments, and caterers by distributors. This tax is collected by the Division of Tax Operations, rather than the Division of Alcoholic Beverage Control.



<u>Fiscal Year</u>	<u>Amount Collected</u>	<u>Percent Change</u>
2005	\$41,924,949	4.1%
2006	\$44,264,770	5.6%
2007	\$47,183,769	6.6%
2008	\$50,020,773	6.0%
2009	\$53,836,004	7.6%
2010	\$54,854,273	1.9%

## Total Liquor Taxes and Fees and Number of Licenses

### Fiscal Year 2010 Total Liquor Taxes and Fees

	Fiscal Year <u>2010</u>	Percent <u>Total</u>
Gallonage Tax	\$20,857,620	18.0%
Liquor Excise Tax	\$35,764,829	30.9%
Liquor Enforcement Tax	\$54,854,273	47.4%
Fees and Fines	<u>\$4,183,976</u>	<u>3.6%</u>
Total	\$115,660,698	100.0%

### Alcoholic Beverage Licenses Issued

Retail Liquor Stores	758
Spirits Distributors	14
Wine Distributors	16
Beer Distributors	37
Class A Vets, Frat'l Club	221
Class A Social Club 500+	18
Class A Social Club <500	56
Class B Private Clubs	128
Drinking Establishments	1,665
Caterers	29
Hotels	38
Drinking Establishments/Caterers	113
Hotel/Caterers	21
Farm Wineries	22
Farm Winery Outlet	9
Microbreweries	15
Supplier Permit	795
Special Order Shipping	317
Temporary Permit	1,037
Other	27
 Total	 5,336

Other includes: nonbeverage licenses and permits, mfg warehouse, mfg spirits, farmer market sls perm

its

