

Kansas Vehicle Registration and Driver Licence Fees, Calendar Year 2010

Vehicle Registration Fees **	Vehicle Registration Fees (cont.) **
Automobiles	Urban Buses: 8-30 passengers \$15.00
0 - 3000 lbs \$30.00	31 - 39 passengers \$30.00
3001 - 3999 lbs \$30.00	over 39 passengers \$60.00
4000 - 4500 lbs \$30.00	Transit Authorities \$2.00
over 4500 lbs \$40.00	Trailers:
County Registrations	8M \$15.00
Regular Truck - gross weight to:	12M \$25.00
12M \$40.00	Over 12 M \$35.00
16M \$102.00	Drive-Away, first \$44.00
20M \$132.00	Drive-Away, others \$18.00
24M \$197.00	Antique, Regular \$40.00
26M \$312.00	Antique, Personalized \$40.00
30M \$312.00	Amateur Radio \$1.00 + standard fee
36M \$375.00	Special Interest \$26.00
42M \$475.00	National Guard standard fee
48M \$605.00	Pearl Harbor Survivor standard fee
54M \$805.00	Disabled standard fee
60M \$1,010.00	Purple Heart standard fee
66M \$1,210.00	Veteran standard fee
74M \$1,535.00	Educational Institution varies
80M \$1,735.00	Disabled Veteran, Ex-POW free
85M \$1,935.00	Medal of Honor free
Local, 6000 Mile & Custom Harvest Trucks to:	Firefighter standard fee
16M \$62.00	Veterans standard fee
20M \$102.00	Emergency Medical Services standard fee
24M \$132.00	Breast Cancer Research and Outreach standard fee
26M \$177.00	Support Kansas Arts standard fee
30M \$177.00	Motorcycles \$16.00
36M \$215.00	Motor Bikes \$11.00
42M \$245.00	Dealer, full-privilege \$350.00
48M \$315.00	Dealer, regular, first \$275.00
54M \$415.00	Dealer, regular, others \$25.00
60M \$480.00	Personalized (one-time) \$40.00
66M \$580.00	Interstate
74M \$760.00	72 Hour \$26.00
80M \$890.00	30 Day varies by weight
85M \$1,010.00	Apportioned & Qtrr varies by weight
Farm Truck - gross weight to:	Job Hunter's Permit \$26.00
16M \$37.00	Modified Cab Card \$1.00
20M \$42.00	Replacement Cab Card \$3.00
24M \$52.00	Driver License Fees
26M \$72.00	Class A/B * \$32.00
54M \$75.00	Class C* \$26.00
60M \$190.00	Class M* \$20.50
66M \$370.00	CDL Class A, B or C* \$26.00
85M \$610.00	CDL Endorsements/each \$10.00
County Qtrr Pay 1/4 of annual fee	Hazardous Material Endorsement Fee \$95.00
County 72 Hour \$26.00	CDL Instruction Permit* \$9.00
County 30 Day varies by weight	Instructional Permit* \$6.00
	Farm Permit* \$12.00
	Exam \$3.00
	Re-Exam on original application \$1.50
	DUI Exam \$25.00
	Duplicate* \$12.00
	Identification Card* \$15.00
	Senior (age 65 and over)/ \$8.00
	Handicapped ID Card * \$8.00
	Penalty \$1.00
	Photo \$8.00
	Concealed Carry \$15.00

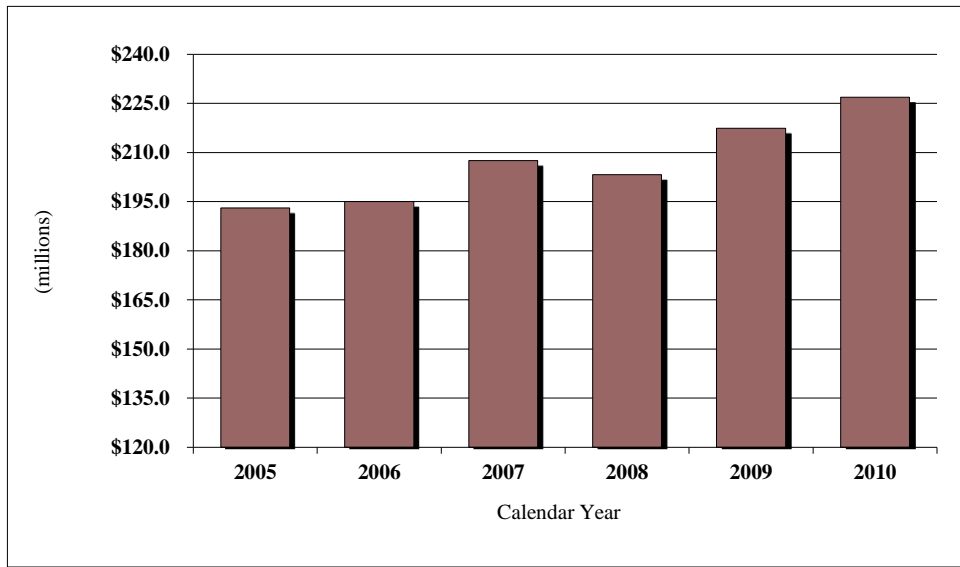
* Includes a \$4 fee for photograph. (In 1997 expiration extended to 6 years for drivers between ages of 21 and 65.)

** For all county-registered vehicles add \$5.00 county fee; and for new plates add a 50¢ reflector fee.

Effective 1/1/1993, the gross weight category of 24-30M is split into 24-26M and 26-30M. The registration fees for 24-26M & 26-30M are the same as the current 30M (92 Sess Ch 101 §1 & 2).

Total Vehicle Revenue Collections by Calendar Year

The Division of Vehicles is responsible for the collection of motor vehicle fees, including: titles, registration, motor carrier inspection (with the Kansas Highway Patrol), International Registration Plan, driver license, and dealer licensing. Registration is by calendar year.



<u>Calendar Year</u>	<u>Amount Collected</u>	<u>Percent Change</u>
2005	\$193,089,020	2.4%
2006	\$195,061,638	1.0%
2007	\$207,516,869	6.4%
2008	\$203,275,873	-2.0%
2009	\$217,431,257	7.0%
2010	\$226,852,149	4.3%

Vehicle Revenue Collections Calendar Year 2010

Vehicle Revenue Collections by Source by Calendar Year

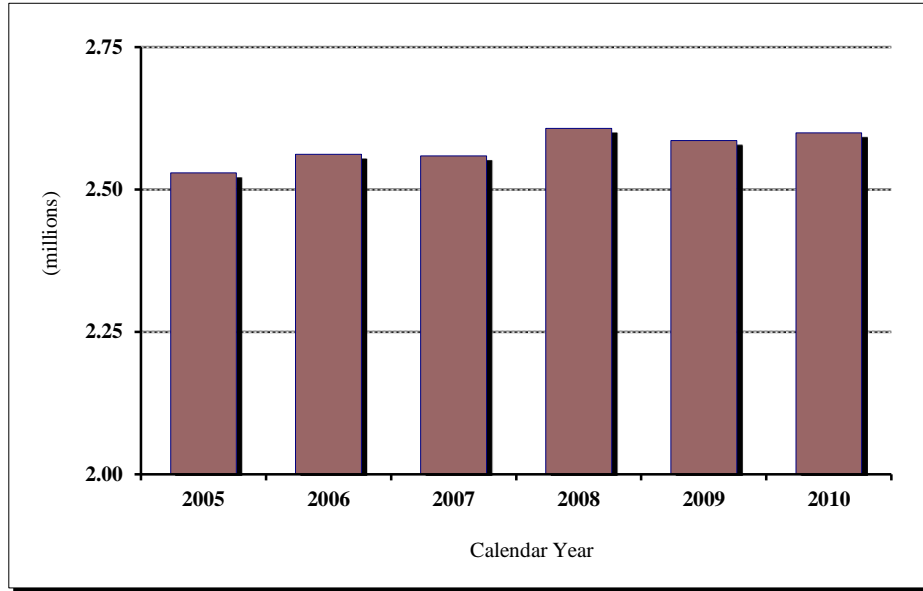
<u>Source</u>	<u>CY 2010 Collection</u>	<u>Percent Total</u>
Titles and Registration	\$160,632,384	70.8%
Interstate Apportioned	\$46,403,176	20.5%
Driver License	\$19,272,148	8.5%
Motor Carrier Inspection	<u>\$544,441</u>	<u>0.2%</u>
Total	\$226,852,149	100.0%

Vehicle Revenue Collections by Distribution by Calendar Year

<u>Funds</u>	<u>CY 2010 Collection</u>	<u>Percent Total</u>
State Highway	\$176,268,359	77.7%
County Funds	\$20,313,000	9.0%
Driver Safety	\$2,930,765	1.3%
Refunds	\$456,510	0.2%
Motorcycle Safety	\$119,002	0.05%
Other	\$26,764,513	11.80%
Total	\$226,852,149	100.0%

Motor Vehicle Registrations by Calendar Year

Registration is made at the county level and reported to the Division of Vehicles.



<u>Calendar Year</u>	<u>Number Vehicle Registrations</u>	<u>Percent Change</u>
2005	2,529,069	1.6%
2006	2,561,729	1.3%
2007	2,559,078	-0.1%
2008	2,607,451	1.9%
2009	2,585,796	-0.8%
2010	2,599,568	0.5%

Motor Vehicle Registrations by Type, Calendar Years 2009 and 2010

Vehicle Registration by Type and Percent Change

<u>Vehicle Type</u>	Calendar Year <u>2009</u>	Calendar Year <u>2010</u>	Percent Change
Automobiles	1,447,478	1,449,484	0.1%
Trucks	702,633	700,374	-0.3%
Trailers	148,482	149,488	0.7%
Motorcycles	77,480	79,667	2.8%
Motorized Bicycles	8,068	7,748	-4.0%
RV ¹	12,012	11,849	-1.4%
Special Registration	<u>189,643</u>	<u>200,958</u>	6.0%
Total	2,585,796	2,599,568	0.5%

Vehicle Registration by Type and Percent Total

<u>Vehicle Type</u>	Percent Total <u>2009</u>	Percent Total <u>2010</u>
Automobiles	55.77%	55.76%
Trucks	27.14%	26.94%
Trailers	5.55%	5.75%
Motorcycles	2.93%	3.06%
Motorized Bicycles	0.32%	0.30%
RV ¹	0.47%	0.46%
Special Registration	7.82%	7.73%
Total	100.00%	100.00%

Notes:

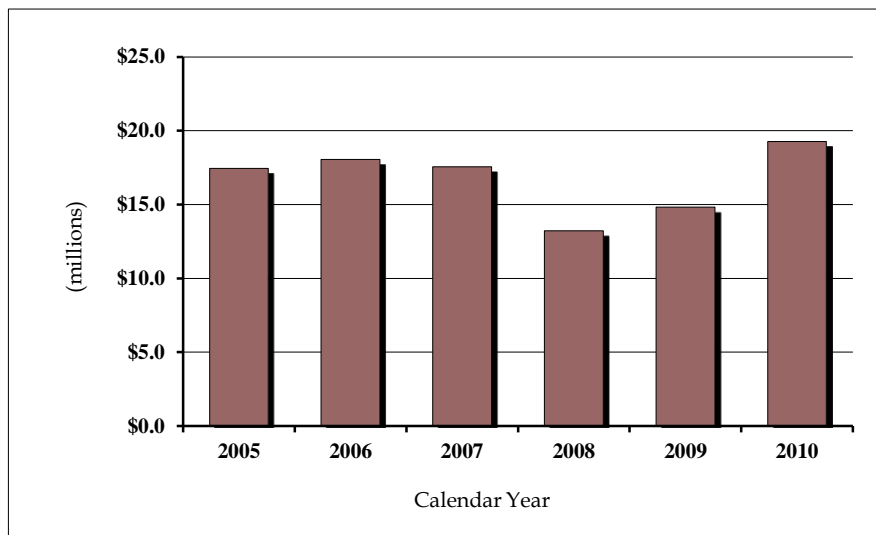
1) RV total is for motorized RVs only. A new tax system was established for recreational vehicles starting in 1995.

Motor Vehicle Registrations by County, Calendar Year 2010

<u>County</u>	<u>Auto</u>	<u>Truck</u>	<u>Trailer</u>	<u>Motor Cycle</u>	<u>Motor Bike</u>	<u>RV*</u>	<u>Special **</u>	<u>Total</u>
Allen	5,962	5,073	921	510	68	83	1,155	13,772
Anderson	3,827	3,671	846	260	40	47	729	9,420
Atchison	7,627	5,426	1,453	431	33	63	1,373	16,406
Barber	2,233	2,816	565	182	27	15	401	6,239
Barton	13,549	10,141	2,477	876	76	201	2,178	29,498
Bourbon	6,777	4,720	898	458	42	61	989	13,945
Brown	5,140	4,053	1,341	392	27	39	962	11,954
Butler	30,478	18,980	3,456	2,287	184	421	5,789	61,595
Chase	1,346	1,539	350	105	0	14	317	3,671
Chautauqua	1,468	2,254	343	118	6	35	320	4,544
Cherokee	8,437	7,772	1,153	637	29	84	2,011	20,123
Cheyenne	1,514	1,723	602	126	4	23	301	4,293
Clark	1,028	1,070	241	70	5	26	254	2,694
Clay	4,267	3,496	993	348	32	59	898	10,093
Cloud	4,422	3,933	1,140	355	67	55	869	10,841
Coffey	4,608	4,223	1,098	378	30	87	882	11,306
Comanche	863	1,121	212	83	1	6	154	2,440
Cowley	15,787	10,672	1,711	1,114	110	214	2,847	32,455
Crawford	16,380	10,258	1,648	1,087	104	111	2,902	32,490
Decatur	1,635	2,097	716	136	18	28	244	4,874
Dickinson	9,613	7,188	1,919	809	102	153	2,064	21,848
Doniphan	3,666	3,516	1,140	271	4	33	629	9,259
Douglas	52,389	15,354	3,289	2,252	379	283	5,751	79,697
Edwards	1,599	1,964	502	78	15	19	234	4,411
Elk	1,266	1,798	340	44	8	21	305	3,782
Ellis	13,264	8,996	2,369	1,033	213	133	2,321	28,329
Ellsworth	2,809	2,691	813	218	56	35	691	7,313
Finney	16,875	10,124	2,333	971	89	165	2,270	32,827
Ford	14,424	8,449	1,605	761	37	125	1,479	26,880
Franklin	12,794	8,464	1,938	921	94	158	2,169	26,538
Geary	17,607	6,080	1,119	1,097	46	124	2,871	28,944
Gove	1,488	2,049	721	104	27	34	337	4,760
Graham	1,405	1,718	514	134	31	46	315	4,163
Grant	3,502	3,637	1,121	296	19	44	453	9,072
Gray	2,623	3,434	958	259	18	30	370	7,692
Greeley	673	1,052	358	45	2	14	157	2,301
Greenwood	3,029	3,710	737	168	19	41	646	8,350
Hamilton	1,130	1,373	420	89	6	15	248	3,281
Harper	2,823	2,838	585	206	34	42	574	7,102
Harvey	18,157	9,007	1,859	1,182	179	184	2,622	33,190
Haskell	2,122	2,468	747	120	13	28	240	5,738
Hodgeman	973	1,553	333	61	7	10	152	3,089
Jackson	6,286	5,385	1,439	449	22	92	1,296	14,969
Jefferson	10,101	7,046	2,051	770	33	138	1,661	21,800
Jewell	1,741	2,338	1,011	145	23	27	388	5,673
Johnson	340,812	62,074	10,744	12,216	619	1,033	26,799	454,297
Kearny	1,955	2,039	640	129	6	32	307	5,108
Kingman	4,042	4,147	1,164	273	26	60	798	10,510
Kiowa	1,146	1,540	414	89	8	8	182	3,387
Labette	9,739	7,412	872	661	48	100	1,732	20,564
Lane	1,006	1,426	378	74	16	28	208	3,136
Leavenworth	34,327	16,380	3,637	2,469	67	342	6,976	64,198
Lincoln	1,612	1,872	619	109	21	21	364	4,618
Linn	4,950	4,533	1,136	400	24	87	987	12,117
Logan	1,476	1,657	549	126	21	25	326	4,180
Lyon	14,722	9,451	1,521	860	136	147	2,021	28,858
Marion	6,294	5,117	1,207	416	104	75	1,164	14,377
Marshall	5,450	5,034	1,496	380	46	58	1,059	13,523
McPherson	15,277	10,083	2,742	1,302	209	163	2,578	32,354

Driver License Fee Collections by Calendar Year

Driver licenses are issued by the Division of Vehicles for the operation of motor vehicles. The Division also issues Identification Cards. During the 1997 Legislative Session, House Bill 2073 was enacted. The bill extended the license renewal cycle from four to six years for licensed drivers between the ages of 21 and 65. All fees increased to the six-year rate at the previous cost per year.



<u>Calendar Year</u>	<u>Amount Collected</u>	<u>Percent Change</u>
2005	\$17,452,243	5.0%
2006	\$18,047,511	3.4%
2007	\$17,553,710	-2.7%
2008	\$13,218,423	-24.7%
2009	\$14,823,487	12.1%
2010	\$19,272,148	30.0%

Driver Licenses by Age and License Class, Calendar Year 2010

Kansas Drivers by Age Category

<u>Age Category</u>	<u>Calendar Year</u> <u>2010</u>	<u>Percent of Total</u> <u>By Age</u>
14 and 15 (restricted license)	33,891	1.7%
16 - 24	300,548	14.8%
25 - 49	852,013	41.9%
50 - 64	519,637	25.6%
65 and over	<u>327,003</u>	16.1%
Total by Age	2,033,092	100.0%

Kansas Drivers by License Class

<u>License Class*</u>	<u>Calendar Year</u> <u>2010</u>	<u>Percent of Total</u> <u>By Class</u>
Class CDL	139,144	6.8%
Class A & B	20,976	1.0%
Class C	1,703,378	83.8%
Class M	<u>169,594</u>	8.3%
Total	2,033,092	100.0%

* Classes:

CDL: Commercial Driver License only, and in combinations A, B, C

Class A: combination vehicle

Class B: truck > 24,000 lbs or bus

Class C: regular automobile

Class M: motorcycle only, and in combinations AM, BM, CM