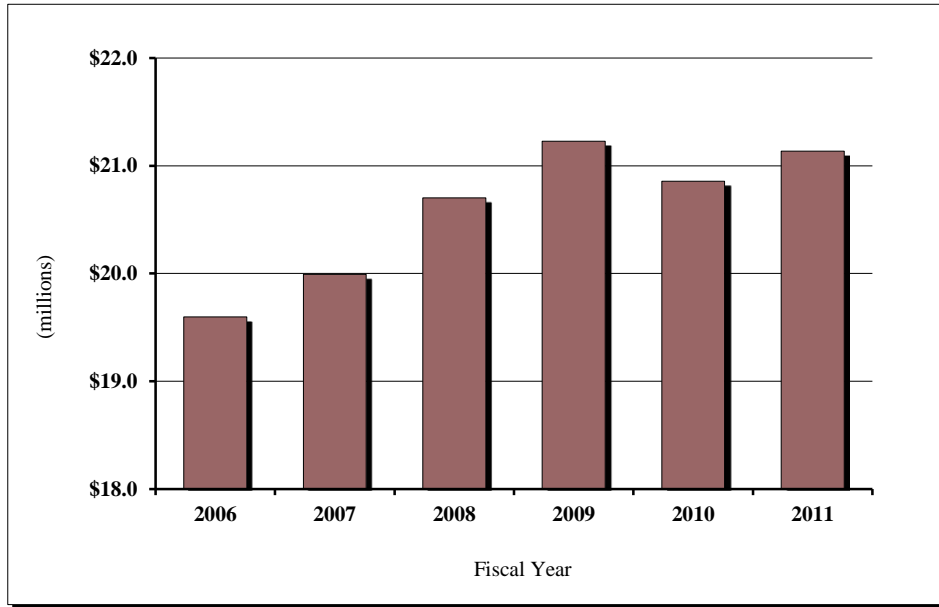


## Gallonge Tax Receipts by Components and Fiscal Year

### Gross Gallonge Tax by Components

	Fiscal Year <u>2010</u>	Fiscal Year <u>2011</u>	Percent <u>Change</u>
Alcohol and Spirits	\$9,156,711	\$9,542,047	4.2%
Fortified and Light Wine	\$1,172,678	\$1,363,314	16.3%
Strong Beer	\$8,539,187	\$8,325,291	-2.5%
Cereal Malt Beverage	<u>\$1,989,044</u>	<u>\$1,905,212</u>	-4.2%
Total	\$20,857,620	\$21,135,864	1.3%

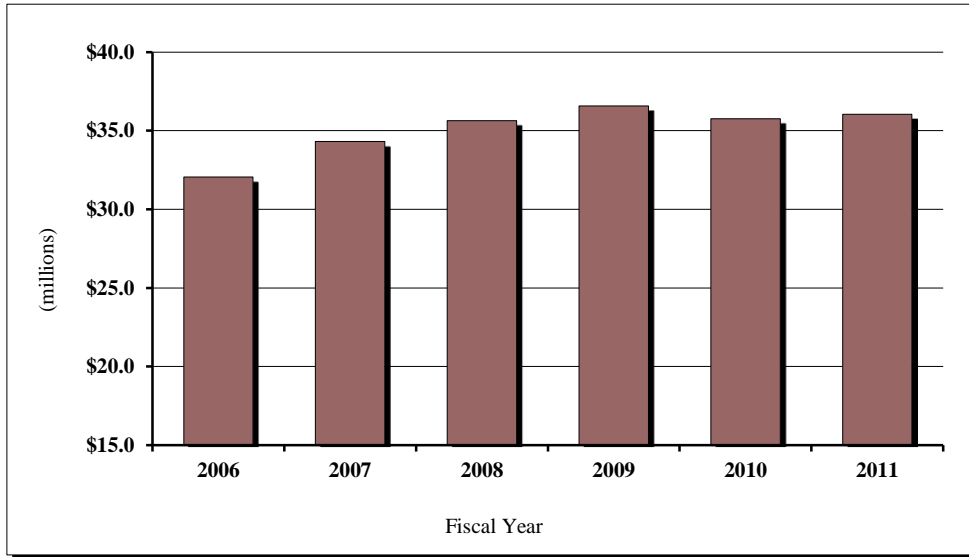


### Total Gallonge Tax by Fiscal Year

<u>Fiscal Year</u>	<u>Amount Collected</u>	<u>Percent Change</u>
2006	\$19,598,134	5.5%
2007	\$19,991,789	2.0%
2008	\$20,702,823	3.6%
2009	\$21,228,889	2.5%
2010	\$20,857,620	-1.7%
2011	\$21,135,864	1.3%

## Liquor Excise Tax Gross Receipts

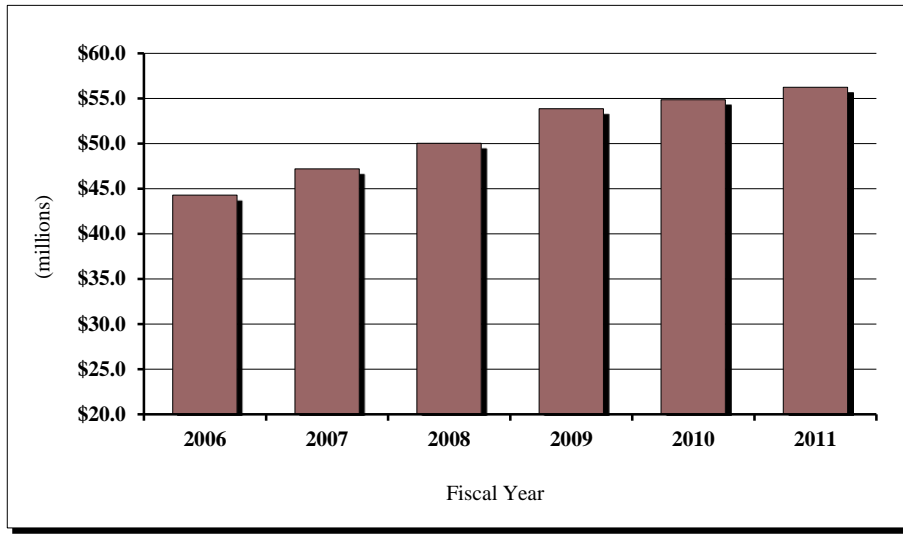
The liquor excise tax is a 10% retail tax on gross receipts from the sale of liquor on-premises at private clubs, drinking establishments open to the public and caterers. It is imposed on all alcoholic beverages, including cereal malt. Seventy percent of the collection is returned to the locality from which collected, 25% is credited to the State General Fund and 5% to the Community Alcoholism and Intoxication Programs Fund. This tax is collected by the Division of Tax Operations rather than the Division of Alcoholic Beverage Control.



<u>Fiscal Year</u>	<u>Amount Collected</u>	<u>Percent Change</u>
2006	\$32,051,923	7.5%
2007	\$34,307,823	7.0%
2008	\$35,639,204	3.9%
2009	\$36,578,860	2.6%
2010	\$35,764,829	-2.2%
2011	\$36,050,400	0.8%

## Liquor Enforcement Tax Gross Receipts

The liquor enforcement tax is imposed upon the gross receipts from the sale of liquor to consumers by retailers, microbreweries, and farm wineries. Also on the gross receipts from the sale of liquor and cereal malt beverage to clubs, drinking establishments, and caterers by distributors. This tax is collected by the Division of Tax Operations, rather than the Division of Alcoholic Beverage Control.



<u>Fiscal Year</u>	<u>Amount Collected</u>	<u>Percent Change</u>
2006	\$44,264,770	5.6%
2007	\$47,183,769	6.6%
2008	\$50,020,773	6.0%
2009	\$53,836,004	7.6%
2010	\$54,854,273	1.9%
2011	\$56,224,767	2.5%

## Total Liquor Taxes and Fees and Number of Licenses

### Fiscal Year 2011 Total Liquor Taxes and Fees

	Fiscal Year <u>2011</u>	Percent <u>Total</u>
Gallonage Tax	\$21,135,864	17.9%
Liquor Excise Tax	\$36,050,400	30.5%
Liquor Enforcement Tax	\$56,224,767	47.6%
Fees and Fines	<u>\$4,798,662</u>	<u>4.1%</u>
Total	\$118,209,693	100.0%

### Alcoholic Beverage Licenses Issued

Retail Liquor Stores	764
Spirits Distributors	23
Wine Distributors	26
Beer Distributors	36
Class A Vets, Frat'l Club	216
Class A Social Club 500+	17
Class A Social Club <500	54
Class B Private Clubs	116
Drinking Establishments	1,695
Caterers	36
Hotels	39
Drinking Establishments/Caterers	125
Hotel/Caterers	21
Farm Wineries	28
Farm Winery Outlet	10
Microbreweries	19
Supplier Permit	802
Special Order Shipping	373
Temporary Permit	1,461
Other	24
Total	5,885

Other includes: nonbeverage licenses and permits, mfg warehouse, mfg spirits, farmer market sls permits

