

Kansas Vehicle Registration and Driver Licence Fees, Calendar Year 2012

Vehicle Registration Fees **	Vehicle Registration Fees (cont.) **
Automobiles	Urban Buses: 8-30 passengers \$15.00
0 - 3000 lbs \$30.00	31 - 39 passengers \$30.00
3001 - 3999 lbs \$30.00	over 39 passengers \$60.00
4000 - 4500 lbs \$30.00	Transit Authorities \$2.00
over 4500 lbs \$40.00	Trailers:
County Registrations	8M \$15.00
Regular Truck - gross weight to:	12M \$25.00
12M \$40.00	Over 12 M \$35.00
16M \$102.00	Drive-Away, first \$44.00
20M \$132.00	Drive-Away, others \$18.00
24M \$197.00	Antique, Regular \$40.00
26M \$312.00	Antique, Personalized \$40.00
30M \$312.00	Amateur Radio \$1.00 + standard fee
36M \$375.00	Special Interest \$26.00
42M \$475.00	National Guard standard fee
48M \$605.00	Pearl Harbor Survivor standard fee
54M \$805.00	Disabled standard fee
60M \$1,010.00	Purple Heart standard fee
66M \$1,210.00	Veteran standard fee
74M \$1,535.00	Educational Institution varies
80M \$1,735.00	Disabled Veteran, Ex-POW free
85M \$1,935.00	Medal of Honor free
Local, 6000 Mile & Custom Harvest Trucks to:	Firefighter standard fee
16M \$62.00	Veterans standard fee
20M \$102.00	Emergency Medical Services standard fee
24M \$132.00	Breast Cancer Research and Outreach standard fee
26M \$177.00	Support Kansas Arts standard fee
30M \$177.00	Boy Scouts of America standard fee
36M \$215.00	Vietnam Veteran standard fee
42M \$245.00	Pet Friendly standard fee
48M \$315.00	Motorcycles \$16.00
54M \$415.00	Motor Bikes \$11.00
60M \$480.00	Dealer, full-privilege \$350.00
66M \$580.00	Dealer, regular, first \$275.00
74M \$760.00	Dealer, regular, others \$25.00
80M \$890.00	Personalized (one-time) \$40.00
85M \$1,010.00	Interstate
Farm Truck - gross weight to:	72 Hour \$26.00
16M \$37.00	30 Day varies by weight
20M \$42.00	Apportioned & Qtrr varies by weight
24M \$52.00	Job Hunter's Permit \$26.00
26M \$72.00	Modified Cab Card \$1.00
54M \$75.00	Replacement Cab Card \$3.00
60M \$190.00	Driver License Fees
66M \$370.00	Class A/B * \$32.00
85M \$610.00	Class C* \$26.00
County Qtrr Pay 1/4 of annual fee	Class M* \$20.50
County 72 Hour \$26.00	CDL Class A, B or C* \$26.00
County 30 Day varies by weight	CDL Endorsements/each \$10.00
	Hazardous Material Endorsement Fee \$95.00
	CDL Instruction Permit* \$9.00
	Instructional Permit* \$6.00
	Farm Permit* \$12.00
	Exam \$3.00
	Re-Exam on original application \$1.50
	DUI Exam \$25.00
	Duplicate* \$12.00
	Identification Card* \$15.00
	Senior (age 65 and over)/ Handicapped ID Card * \$8.00
	Penalty \$1.00
	Photo \$8.00
	Effective 1/1/1993, the gross weight category of 24-30M is split into 24 Concealed Carry registration fees for 24-26M & 26-30M are the same as the current 30M (92 Sess Ch 101 §1 & 2). \$15.00

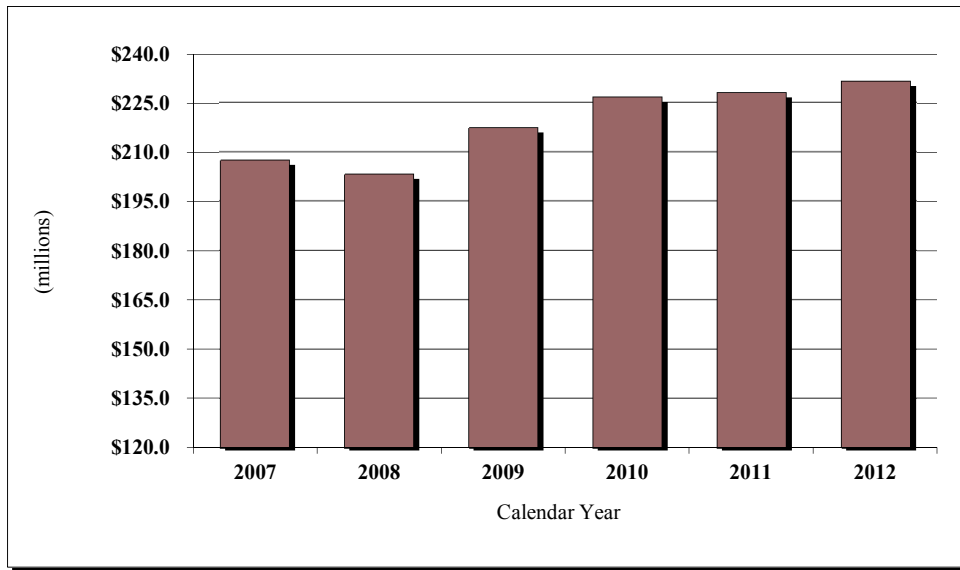
* Includes a \$4 fee for photograph. (In 1997 expiration extended to 6 years for drivers between ages of 21 and 65.)

** For all county-registered vehicles add \$5.00 county fee; and for new plates add a 50¢ reflector fee.

Effective 1/1/1993, the gross weight category of 24-30M is split into 24 Concealed Carry registration fees for 24-26M & 26-30M are the same as the current 30M (92 Sess Ch 101 §1 & 2).

Total Vehicle Revenue Collections by Calendar Year

The Division of Vehicles is responsible for the collection of motor vehicle fees, including: titles, registration, motor carrier inspection (with the Kansas Highway Patrol), International Registration Plan, driver license, and dealer licensing. Registration is by calendar year.



<u>Calendar Year</u>	<u>Amount Collected</u>	<u>Percent Change</u>
2007	\$207,516,869	6.4%
2008	\$203,275,873	-2.0%
2009	\$217,431,257	7.0%
2010	\$226,852,149	4.3%
2011	\$228,219,694	0.6%
2012	\$231,632,618	1.5%

Vehicle Revenue Collections Calendar Year 2012

Vehicle Revenue Collections by Source by Calendar Year

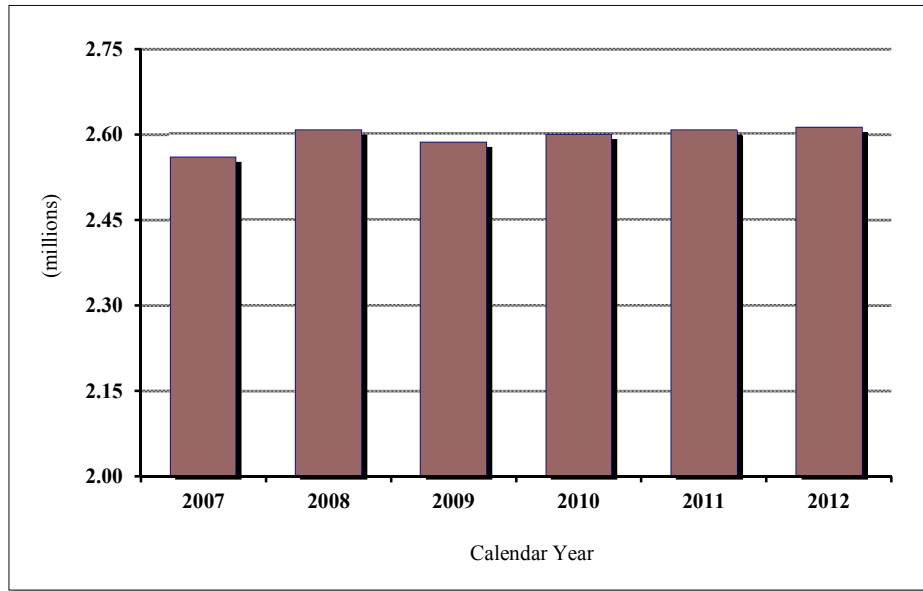
<u>Source</u>	<u>CY 2012 Collection</u>	<u>Percent Total</u>
Titles and Registration	\$162,055,966	70.0%
Interstate Apportioned	\$48,834,854	21.1%
Driver License	\$20,098,186	8.7%
Motor Carrier Inspection	<u>\$643,612</u>	<u>0.3%</u>
Total	\$231,632,618	100.0%

Vehicle Revenue Collections by Distribution by Calendar Year

<u>Funds</u>	<u>CY 2012 Collection</u>	<u>Percent Total</u>
State Highway	\$178,792,112	77.2%
County Funds	\$21,366,000	9.2%
Driver Safety	\$3,011,219	1.3%
Refunds	\$452,472	0.2%
Motorcycle Safety	\$124,040	0.05%
Other	\$27,886,775	12.04%
Total	\$231,632,618	100.0%

Motor Vehicle Registrations by Calendar Year

Registration is made at the county level and reported to the Division of Vehicles.



<u>Calendar Year</u>	<u>Number Vehicle Registrations</u>	<u>Percent Change</u>
2007	2,559,078	-0.1%
2008	2,607,451	1.9%
2009	2,585,796	-0.8%
2010	2,599,568	0.5%
2011	2,606,858	0.3%
2012	2,612,541	0.2%

Motor Vehicle Registrations by Type, Calendar Years 2011 and 2012

Vehicle Registration by Type and Percent Change

<u>Vehicle Type</u>	Calendar Year <u>2011</u>	Calendar Year <u>2012</u>	Percent Change
Automobiles	1,455,466	1,459,541	0.3%
Trucks	693,133	693,482	0.1%
Trailers	143,374	143,775	0.3%
Motorcycles	81,354	81,578	0.3%
Motorized Bicycles	7,511	7,524	0.2%
RV ¹	11,266	11,285	0.2%
Special Registration	<u>214,754</u>	<u>215,355</u>	0.3%
Total	2,606,858	2,612,541	0.2%

Vehicle Registration by Type and Percent Total

<u>Vehicle Type</u>	Percent Total <u>2011</u>	Percent Total <u>2012</u>
Automobiles	55.77%	55.87%
Trucks	27.14%	26.54%
Trailers	5.55%	5.50%
Motorcycles	2.93%	3.12%
Motorized Bicycles	0.32%	0.29%
RV ¹	0.47%	0.43%
Special Registration	7.82%	8.24%
Total	100.00%	100.00%

Notes:

1) RV total is for motorized RVs only. A new tax system was established for recreational vehicles starting in 1995.

Motor Vehicle Registrations by County, Calendar Year 2012

<u>County</u>	<u>Auto</u>	<u>Truck</u>	<u>Trailer</u>	<u>Motor Cycle</u>	<u>Motor Bike</u>	<u>RV*</u>	<u>Special **</u>	<u>Total</u>
Allen	6,040	5,035	896	516	78	79	1,271	13,915
Anderson	3,842	3,670	870	259	40	48	711	9,440
Atchison	7,606	5,400	1,457	444	32	49	1,379	16,367
Barber	2,290	2,759	570	200	26	17	424	6,286
Barton	13,306	10,205	2,384	899	71	198	2,230	29,293
Bourbon	6,808	4,594	849	465	45	59	996	13,816
Brown	5,075	3,870	1,257	405	28	42	1,004	11,681
Butler	30,265	18,744	3,319	2,346	170	401	6,098	61,343
Chase	1,346	1,500	329	103	3	13	337	3,631
Chautauqua	1,470	2,175	331	103	4	29	310	4,422
Cherokee	8,385	7,775	1,108	634	23	89	2,010	20,024
Cheyenne	1,505	1,714	614	143	4	24	282	4,286
Clark	1,054	1,020	229	70	5	21	242	2,641
Clay	4,240	3,508	968	371	32	51	945	10,115
Cloud	4,535	3,892	1,081	371	57	60	867	10,863
Coffey	4,646	4,177	1,098	405	31	81	963	11,401
Comanche	856	1,142	219	77	1	5	161	2,461
Cowley	15,882	10,498	1,644	1,146	102	206	2,948	32,426
Crawford	16,376	10,103	1,515	1,101	105	103	3,174	32,477
Decatur	1,645	2,105	724	132	16	25	275	4,922
Dickinson	9,542	7,016	1,710	800	90	139	2,179	21,476
Doniphan	3,664	3,452	1,145	269	5	29	577	9,141
Douglas	52,856	15,118	3,027	2,220	335	277	6,224	80,057
Edwards	1,635	1,955	502	90	16	22	252	4,472
Elk	1,268	1,743	358	44	8	17	309	3,747
Ellis	13,477	9,032	2,417	1,067	202	130	2,494	28,819
Ellsworth	2,893	2,621	784	211	57	39	736	7,341
Finney	17,009	10,075	2,297	989	82	148	2,543	33,143
Ford	14,909	8,501	1,497	793	42	114	1,599	27,455
Franklin	12,848	8,490	1,833	966	88	140	2,205	26,570
Geary	18,658	6,191	1,001	1,196	53	106	3,271	30,476
Gove	1,507	2,064	752	133	19	42	348	4,865
Graham	1,355	1,745	518	123	29	47	302	4,119
Grant	3,584	3,547	1,037	301	23	43	469	9,004
Gray	2,672	3,392	941	275	18	33	414	7,745
Greeley	686	1,004	356	36	3	16	178	2,279
Greenwood	3,061	3,611	679	185	15	36	690	8,277
Hamilton	1,129	1,380	433	109	6	15	260	3,332
Harper	2,819	2,768	546	223	34	40	570	7,000
Harvey	18,388	8,879	1,770	1,236	185	172	2,794	33,424
Haskell	2,124	2,399	694	123	12	31	287	5,670
Hodgeman	987	1,545	370	71	5	10	177	3,165
Jackson	6,286	5,425	1,434	463	19	85	1,371	15,083
Jefferson	10,281	7,040	1,965	771	28	139	1,803	22,027
Jewell	1,742	2,285	994	141	22	27	407	5,618
Johnson	346,939	62,608	10,316	12,562	604	1,005	30,207	464,241
Kearny	1,992	2,008	666	126	6	31	323	5,152
Kingman	4,053	4,035	1,114	277	27	59	898	10,463
Kiowa	1,168	1,509	407	90	6	9	229	3,418
Labette	9,672	7,354	841	664	48	93	1,762	20,434
Lane	996	1,347	371	79	15	23	235	3,066
Leavenworth	34,718	16,069	3,381	2,575	67	319	7,703	64,832
Lincoln	1,618	1,798	607	111	21	20	364	4,539
Linn	4,997	4,402	1,101	404	22	75	1,011	12,012
Logan	1,480	1,705	538	124	18	26	356	4,247
Lyon	14,695	9,269	1,470	882	133	128	2,053	28,630
Marion	6,294	5,012	1,204	418	99	77	1,217	14,321
Marshall	5,441	4,912	1,419	394	39	60	1,052	13,317
McPherson	15,299	10,078	2,684	1,330	197	163	2,669	32,420
Meade	2,207	2,227	576	139	29	37	354	5,569

Motor Vehicle Registrations by County, Calendar Year 2012

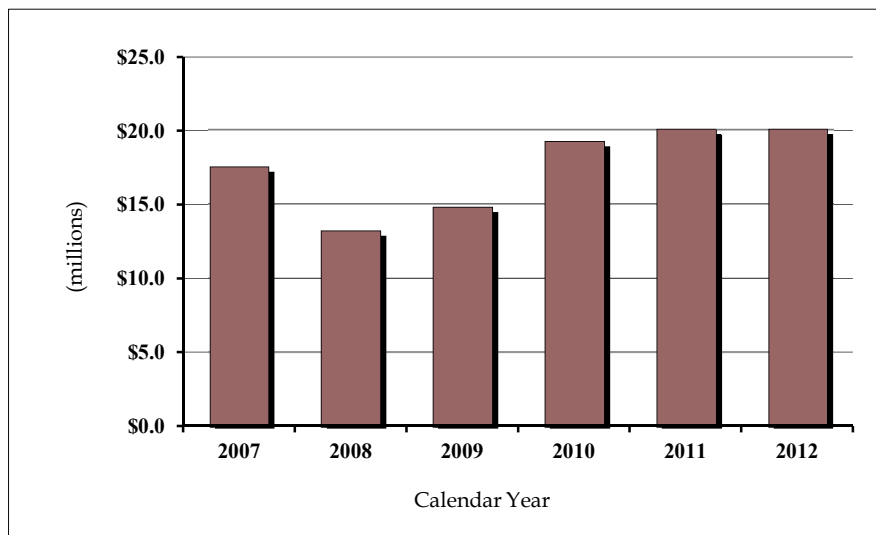
<u>County</u>	<u>Auto</u>	<u>Truck</u>	<u>Trailer</u>	<u>Motor Cycle</u>	<u>Motor Bike</u>	<u>RV*</u>	<u>Special **</u>	<u>Total</u>
Miami	17,467	10,643	3,037	1,201	47	195	2,925	35,515
Mitchell	3,374	3,670	1,128	259	32	48	596	9,107
Montgomery	14,648	10,223	1,074	1,089	89	153	2,859	30,135
Morris	2,853	2,775	740	165	28	37	597	7,195
Morton	1,544	1,592	330	119	14	23	221	3,843
Nemaha	5,458	4,765	1,652	424	30	41	855	13,225
Neosho	7,378	6,080	1,045	648	87	80	1,170	16,488
Ness	1,662	2,534	947	123	15	34	372	5,687
Norton	2,666	2,851	1,028	271	43	62	479	7,400
Osage	8,635	6,082	1,349	608	55	121	1,696	18,546
Osborne	2,135	2,531	829	188	17	35	322	6,057
Ottawa	3,210	2,981	780	271	36	43	558	7,879
Pawnee	3,002	2,430	707	209	21	31	598	6,998
Phillips	2,880	3,242	1,311	279	39	34	584	8,369
Pottawatomie	11,597	7,813	2,044	830	48	112	1,907	24,351
Pratt	4,563	3,789	947	319	39	60	746	10,463
Rawlins	1,465	1,835	606	100	18	16	264	4,304
Reno	30,661	17,902	3,027	2,555	241	336	4,746	59,468
Republic	2,511	2,880	860	173	35	36	577	7,072
Rice	4,513	3,914	1,042	312	58	65	1,002	10,906
Riley	24,339	9,135	1,678	1,446	187	164	3,975	40,924
Rooks	2,662	2,902	887	228	19	62	657	7,417
Rush	1,706	1,892	534	130	59	25	391	4,737
Russell	3,517	3,301	842	251	35	43	738	8,727
Saline	28,416	13,799	2,987	1,933	312	298	4,803	52,548
Scott	2,359	2,553	757	288	15	35	521	6,528
Sedgwick	250,619	94,008	12,421	12,480	1,394	1,761	38,247	410,930
Seward	10,056	5,736	918	377	56	78	1,024	18,245
Shawnee	91,962	31,624	5,576	4,751	309	715	14,059	148,996
Sheridan	1,428	1,926	735	124	31	30	303	4,577
Sherman	2,911	2,838	997	273	56	50	570	7,695
Smith	1,998	2,436	977	133	43	32	429	6,048
Stafford	2,066	2,670	809	139	16	29	392	6,121
Stanton	1,076	1,323	377	88	2	18	155	3,039
Stevens	2,727	2,640	925	229	14	28	404	6,967
Sumner	11,633	8,716	1,429	817	102	181	2,092	24,970
Thomas	3,665	3,854	1,353	372	35	65	816	10,160
Trego	1,711	1,954	696	151	37	34	414	4,997
Wabaunsee	3,592	3,118	701	243	5	34	738	8,431
Wallace	830	1,351	439	57	2	7	174	2,860
Washington	3,035	3,227	1,091	190	9	23	760	8,335
Wichita	1,088	1,617	513	78	5	9	211	3,521
Wilson	4,444	4,280	789	283	72	49	928	10,845
Woodson	1,514	2,023	439	82	11	30	305	4,404
Wyandotte	73,847	24,531	3,206	3,089	107	302	9,659	114,741
Total	1,459,544	693,483	143,776	81,575	7,525	11,286	215,358	2,612,547

¹ Vehicle registration number includes the following: Bus, Converter Gear, Semi Trailer, Truck, Truck Tractor, Utility Trailer Large, Utility Trailer Small
^{*}A new tax system was established for recreational vehicles starting in 1995. RV data is for motorized RVs only.
^{**} Special includes Personalized, National Guard, Amateur Radio, Disabled, Antique, Special Interest (street rod, etc.), Veteran, Pearl Harbor survivor, ex-POW, etc.

The figures reflect registrations sold in counties and reported to the Division; and should not be considered to be an exact number of vehicles on the road.

Driver License Fee Collections by Calendar Year

Driver licenses are issued by the Division of Vehicles for the operation of motor vehicles. The Division also issues Identification Cards. During the 1997 Legislative Session, House Bill 2073 was enacted. The bill extended the license renewal cycle from four to six years for licensed drivers between the ages of 21 and 65. All fees increased to the six-year rate at the previous cost per year.



<u>Calendar Year</u>	<u>Amount Collected</u>	<u>Percent Change</u>
2007	\$17,553,710	-2.7%
2008	\$13,218,423	-24.7%
2009	\$14,823,487	12.1%
2010	\$19,272,148	30.0%
2011	\$20,062,269	4.1%
2012	\$20,098,186	0.2%

Driver Licenses by Age and License Class, Calendar Year 2012

Kansas Drivers by Age Category

<u>Age Category</u>	<u>Calendar Year</u> <u>2012</u>	<u>Percent of Total</u> <u>By Age</u>
14 and 15 (restricted license)	26,625	1.3%
16 - 24	294,839	14.6%
25 - 49	828,685	41.1%
50 - 64	524,147	26.0%
65 and over	<u>343,733</u>	17.0%
Total by Age	2,018,029	100.0%

Kansas Drivers by License Class

<u>License Class*</u>	<u>Calendar Year</u> <u>2012</u>	<u>Percent of Total</u> <u>By Class</u>
Class CDL	135,726	6.7%
Class A & B	19,474	1.0%
Class C	1,691,695	83.8%
Class M	<u>171,134</u>	8.5%
Total	2,018,029	100.0%

* Classes:

CDL: Commercial Driver License only, and in combinations A, B, C

Class A: combination vehicle

Class B: truck > 24,000 lbs or bus

Class C: regular automobile

Class M: motorcycle only, and in combinations AM, BM, CM